



Student Data Collections Desk Guide

Office of Data Management

August 2021

Table of Contents

Purpose	6
Definitions.....	7
South Dakota Codified Laws	8
South Dakota Administrative Rules	15
Data Collection Calendar for 2021/2022	18
Section I - Fall Enrollment	25
Timeline.....	25
Criteria for Fall Enrollment – State Aid (Used for funding purposes).....	25
Criteria for Fall Enrollment – Census Count (Used for statistical reporting purposes)	25
Required Data Elements for Infinite Campus District Edition and State Edition Schools.....	26
Calendars	26
District and School History.....	32
Records Transfer Process.....	33
Requesting Records Through the Student Locator	33
Requesting Records Through the Records Transfer Tab.....	33
Completing the Process	34
Completing the Process (cont.).....	35
Student Enrollments	36
Enrolling a Student.....	36
Enrollments for Alternative Instruction/Home School Students in Infinite Campus.....	38
Race/Ethnicity	38
Race/Ethnicity Designation for Alternative Instruction/Home School Students.....	39
Social Security Numbers	39
Immunizations.....	40
Enrollment Tab.....	41
Grade Level - Definitions:.....	41
No Show Box:	42

Service Type - Definitions:	42
End Status – Definitions:	42
Citizenship box	45
Enrollment Status – Definitions	46
Enrollment % Changes during the School Year	48
Alternative Instruction/Home School Students	48
Open Enrollment.....	49
Open Enrollment for Alternative Instruction/Home school Students	49
Cross Border Enrollment Agreements	50
Overlapping Enrollments	50
Enrollments of students of Active Duty Military Personnel	51
Students in Foster Care & Students of Active Military Parent.....	53
Directory Information Box – For Students in Grades 7 -12 ONLY	53
Enrollments for Jump Start Scholarship.....	54
Enrollments for Students who are 100% Enrolled in Online Courses Through SD Virtual School (SDVS).....	54
SD Virtual School (SDVS) and Infinite Campus.....	54
Enrollment Record of a student who is a resident within your school district and participating in Online Courses from SDVS	55
Enrollment Record of a student who is open enrolling into your school district to participate in Online Coursework Through SDVS.....	55
Virtual Schools	55
Entering Virtual School Courses into Infinite Campus	56
Creating a Course Schedule for Students taking Courses from SDVS.....	56
Title I	57
Homeless (McKinney-Vento Eligible).....	58
504 Students	59
Documented Hearing Loss	60
Migrant Students	60
First Year in Country.....	60
EL (English Learner).....	61

Creating an EL Record	61
Exited EL	62
EL Re-Entry	63
Transfer of State Report Fields	65
Creating an Enrollment History.....	67
8 th graders taking 9th grade courses	68
State Course Codes	71
Dual Credit	72
Dual Credit Courses for Alternative Instruction/Home School Students	72
How to transcribe Dual Credit Courses to the Board of Regent’s (BOR) Transcript.....	73
Industry-Recognized Credentials	77
Absolute Minimum Fields Required to SAVE an Industry-Recognized Credential	77
BOR Transcript	78
Graduation Requirements/Endorsements.....	78
Advanced Endorsement.....	79
Advanced Career Endorsement	80
Advanced Honors Endorsement	81
FRAM (Free and Reduced Priced Lunch).....	82
Community Eligibility Provision in Infinite Campus	82
Screen Print #1 - Free/Non-Direct/Income = Community Eligibility Provision or Provision II or Provision III.....	84
Screen Print #3 - Free/Non-Direct/Income = Normal application process.....	85
Screen Print #4 - Reduced/Non-Direct/Income = Normal application process	85
Required Data Elements for Upload School Districts	86
Calendars	86
Student Enrollments	86
Section II – Accountability – Year End Data	87
Timeline.....	87
Student Enrollments	87
Students who are Graduating	89
Additional Accountability related data elements to check include:	90

Required Data Elements for Upload School Districts	92
Student Enrollments	92
Section III – Students with Disabilities December Child Count.....	93
Requirements for Special Education Reporting and Child Count Submission	93
Creating your new Calendar	93
Key Data Reporting Fields for Students in School #97	95
How to make a change in the Special Ed Fields within the enrollment record	96
Timeline.....	97
Enrollments for Students with Disabilities.....	97
Effective Date -.....	97
98	
Special Ed. Program/Instructional Program Type	98
Special Education Category.....	99
Disability.....	101
State Special Ed Aid funding	102
Special Education Services: Therapy Hours	102
Students taking An Alternative Assessment	103
IEP Program Exit Reason	103
Ending enrollment for seniors who are in Special Education	104
Required Data Elements for Upload School Districts	110
Student Enrollments	110
Section IV – Certified Staff	111
Staff Members within Infinite Campus	111
Searching for a Staff Member	111
Former Students Who Are Now Staff Members or Parents	112
Section V – DDN Listserv	113
Listserv	113

PURPOSE

The purpose of this desk guide is to assist school districts with the data entry required for timely and accurate State and Federal reporting. This document will touch on the main data collection periods throughout the year which include:

- ❖ Fall Enrollment State Aid/Fall Enrollment Census Count
- ❖ Accountability – Year End Close Out
- ❖ Students with Disabilities December Child Count

The Department of Education currently contracts with Infinite Campus for our Student Information Management System. **Districts MUST strive to keep their student data accurate at all times.** In addition to the above listed data collection periods, student data is also extracted throughout the school year for additional purposes such as:

- ❖ To create Assessment Pre-ID files
- ❖ To populate student data and properly assign students to the correct schools in the online Assessment systems
- ❖ To pre-populate student data in other systems such as SDMyLife-Xello, SD-STARS and Perkins
- ❖ Student lists for NAEP testing
- ❖ EL (English Learner) and Immigrant data used for calculating Title III funding
- ❖ Federal reporting through EdFacts and ESSER
- ❖ Consolidated State Performance Report (CSPR)
- ❖ Legislative requests – Dec/Jan/Feb/March
- ❖ General data requests throughout the year
- ❖ To compute Attendance/Graduation rates/Completer rates and Dropout identification for Accountability purposes
- ❖ To compute ADA/ADM calculations
- ❖ To compute State and County Apportionment calculations
- ❖ To comply with requirements for the Federal Perkins Loan Teacher Cancellation program in order to assist teachers in obtaining loan cancellation services.

YOUR DATA IS IMPORTANT!



DEFINITIONS

Admission Date – the month, day and year that a student is admitted to a school or an educational institution.

December Child Count – the unduplicated count of all children with disabilities ages 3-21 receiving special education and related services according to an individualized education program (IEP) or service plan on December 1st of each year.

Dropout – per 24:55:01:01 – a student who was enrolled in school at some time during the school year and was expected to be enrolled the following year but was not enrolled; has not graduated from high school or completed a state or district approved educational program; has not met any of the following exclusionary conditions:

- (1) transfer to another public school district, private school, or state or district-approved educational program;
- (2) temporary school recognized absence due to suspension or illness
- (3) death

EC – Early Childhood - Students not yet enrolled in Kindergarten but who are receiving only Special Education services from the school district should be entered into the Student Information System using the “EC” as the grade level in the grade level field. **Attendance is not required for the “EC” students.**

Exit/Withdrawal Date - the month, day and year of an individual’s last attendance in school; for a graduating student it is the last day of the school year (even if the seniors are dismissed a few days early) unless the student is graduating early and then it would be the last day the student is required to attend.

Fall Enrollment Census Count – this is a head count of students enrolled in pre-school through twelfth grade in all schools operated by the school district on the last Friday of September of the current school year. The Fall Enrollment Census Count is used for statistical comparisons, federal reports and grant allocations.

Fall Enrollment State Aid – per § 13-13-10.1 - the number of kindergarten through twelfth grade students enrolled in all schools operated by the school district on the last Friday of September of the current school year minus the number of students for whom the district receives tuition, except nonresident students who are in the care and custody of a state agency and are attending a public school and students for whom tuition is being paid pursuant to § 13-28-42.1, plus the number of students for whom the district pays tuition. See 13-13-10.1 for specifics.

Jr. Kindergarten Student – a student enrolled in a Jr. Kindergarten program would be considered the same as a Kindergarten student for data collection purposes. The student must be at least 5 years old by September 1st to be counted for State Aid funding purposes.

Pre-School Student – per 24:17:01:07 – For the purpose of data collection, a preschool student is defined as a child who is at least three years of age on or before September 1st, is not enrolled in kindergarten, and is receiving educational services from a public school district for a minimum of 128 hours. A full-time preschool student is a student who is enrolled in a program that operates at least 448 hours per year. For purposes of data collection, students enrolled in programs operated for a lesser time shall be reported on a prorated basis as a percentage of 448 hours. **All public school districts operating a preschool program shall report student data for preschool students including attendance data.** This definition is intended exclusively for data collection and should not be used for any other purpose.

SOUTH DAKOTA CODIFIED LAWS

SDCL 13-3-51: Data reporting and record systems. The secretary of the Department of Education shall establish a uniform system for the gathering and reporting of educational data for the keeping of adequate educational and financial records and for the evaluation of educational progress. Any school district or school seeking state accreditation shall submit enrollment data, personnel data, and shall verify all state and federal standards for accreditation and approval of schools, including those related to safety and educational equity of the school district or school by October fifteenth of each year. If the due date falls on a weekend or state holiday, the due date is the next business day following the scheduled due date. An annual written evaluation of the educational progress in the state and in each school district shall be submitted to the Legislature and shall be made available in each school district to the general public. The South Dakota Board of Education Standards may promulgate rules pursuant to chapter 1-26 to further define the data required pursuant to this section. However, nothing in this section authorizes the collection of information not necessary for the calculation of funding for public education, the determination of student academic progress, state and federal reporting requirements, or other duties prescribed to a school district, the department, or the South Dakota Board of Education Standards by law.

SDCL 13-3-55: Academic achievement tests. Every public school district shall annually administer the same assessment to all students in grades three to eight, inclusive, and in grade eleven. The assessment shall measure the academic progress of each student. Every public school district shall annually administer to all students in at least two grade levels an achievement test to assess writing skills. The assessment instruments shall be provided by the Department of Education, and the department shall determine the two grade levels to be tested. The tests shall be administered within timelines established by the Department of Education by rules promulgated pursuant to chapter 1-26 starting in the spring of the 2002-2003 school year. Each state-designed test shall be correlated with the state's content standards. The South Dakota Board of Education Standards may promulgate rules pursuant to chapter 1-26 to provide for administration of all assessments.

SDCL 13-3-62: State accountability system established. A single, statewide state accountability system is established. The system shall hold public schools accountable for the academic achievement of their students and shall ensure that all public schools make yearly progress in continuously and substantially improving the academic achievement of their students.

SDCL 13-13-10.4: Enrolled student defined. For the purposes of § 13-13-10.1, a student is enrolled if:

- (1) The student is less than twenty-one years of age on the first day of July or meets the requirements of § 13-28-5 and 13-28-6;
- (2) The student has not completed an approved program or graduated from high school;
- (3) The student's parent or guardian resides within the school district, or in the case of an emancipated minor the student resides within the district or the student has been properly assigned to the district or has been approved to attend school in the district under the terms of the enrollment options program established in § 13-28-40; and
- (4) The student is not simultaneously enrolled in any other school district and has not been excused from school attendance under the terms of § 13-27-1.1 or 13-27-2.

SDCL 13-13-10.5: Student enrolled on partial basis. Effect on fall enrollment. For purposes of state aid to education, a student enrolled pursuant to § 13-28-41 or 13-28-51 shall be counted in a school's fall enrollment as defined in § 13-13-10.1 in a proportion equal to the share of the student's enrollment in the school.

SDCL 13-15-30: Agreements for whole-grade sharing of students—Conditions: Notwithstanding the provisions of § 13-5-1, the school board of any school district may enter into an agreement or contract with one or more school boards of other school districts to provide for the whole-grade sharing of students among the participating school districts if:

- (1) The school district offers an instructional program within the boundaries of the school district; and
- (2) The school district meets the minimum fall enrollment requirements pursuant to § 13-6-97.

For purposes of §§ 13-15-30 to 13-15-32, inclusive, whole-grade sharing is a sharing arrangement for students among participating school districts that allows the resident students at any one or more grade levels within one school district to attend school in one or more of the other participating school districts. The whole-grade sharing may be one-way whereby a participating school district sends all of its students at one or more grade levels to attend school in one or more of the other participating school districts without receiving any students in return. The whole-grade sharing may also be two-way whereby a school district sends all of its students at one or more grade levels to attend school in one or more of the other participating school districts, and in return receives students at one or more grade levels from one or more of the other participating school districts.

SDCL 13-15-31: Approval and adoption of agreements for whole-grade sharing of students--Term--Termination—Requirements: Any agreement or contract entered into pursuant to § 13-15-30 shall be approved by the secretary of education and shall remain in effect for a period of at least three years. It shall provide for the sharing of governance among the participating school districts. The school board of each participating school district shall adopt the contract or agreement no later than February first of the school year proceeding the school year for which the agreement will take effect. The contract or agreement may be terminated by any participating school district if that school district provides written notice to the other participating school districts at least eighteen months prior to the termination. The contract or agreement shall adhere to the following provisions:

(1) Students at one grade level within a school district are only eligible to attend school in another participating school district if all the students at that particular grade level within the school district are sent to another participating school district. The school boards of the participating school districts shall determine which students and which facilities will be shared under the terms of the agreement;

(2) The participating school districts may negotiate the rate of tuition that will be charged for any student sent to attend school in another participating school district. However, the rate of tuition per year may not be less than the per student allocation as defined in § 13-13-10.1 for that school fiscal year;

(3) The fall enrollment as defined in § 13-13-10.1 for each participating school district shall include any students that the school district sends to another participating school district to attend school, and may not include any students that are sent to the school district to attend school from other participating school districts;

(4) For the purposes of determining adequate yearly progress under the state's accountability system established in § 13-3-62, and calculating the graduation rates, any student sent to another participating school district to attend school shall be counted in the receiving school district; and

(5) For the purposes of state aid for special education, the school residence of any student in need of special education or special education and related services who is sent to a participating school district to attend school remains with the sending school district. However, both the sending and the receiving school districts shall agree upon the student's individualized education program.

SDCL 13-23-10. Establishment of attendance center outside boundaries of school district--Joint powers agreement: A school board may establish an attendance center outside the boundaries of its school district that is within the boundaries of another school district only when both school districts have entered into a joint powers agreement pursuant to chapter 1-24 to provide instruction to the students enrolled in the attendance center.

If each school board adopts a resolution to approve the joint powers agreement, the school board for the school district that will operate the attendance center shall submit the joint powers agreement and each school board's resolution of approval to the secretary of education.

SDCL 13-26-1: School fiscal year--Local board to set length of school term, day and week--Number of hours in school term: The school fiscal year shall begin July first and end June thirtieth. Each local school board shall set the number of days in a school term, the length of a school day, and the number of school days in a school week. The local school board or governing body shall establish the number of hours in the school term for kindergarten programs, which may not be less than four hundred thirty-seven and one-half hours. The number of hours in the school term for grades one through five may not be less than eight hundred seventy-five hours, exclusive of intermissions. The number of hours in the school term for grades six through twelve may not be less than nine hundred sixty-two and one-half hours, exclusive of intermissions. An intermission is the time when students are at recess or lunch and for grades six through twelve, the passing time between classes. The minimum number of hours required in this section may be waived by the secretary if the Governor or the President of the United States declares a state of emergency and the affected school is located within the area to which the state of emergency is applicable. The Department of Education shall monitor emergency-related school closures and provide updates to the schools. During a declared state of emergency, the school district shall forward to the Department of Education, at the time and in the manner requested by the department, a record of the continuous instruction provided to the students. The department shall consider the nature and scope of the instruction provided to determine whether it will count towards the minimum number of hours required in a school term.

SDCL 13-26-2: Time required in school term--Make up time--Summer term: The school board or governing body shall operate kindergarten through grade twelve in its schools. The school board shall operate grades one through twelve for at least a nine-month regular term in any one school year, and the number of hours in a school term for kindergarten shall be set pursuant to § 13-26-1. The regular school term may be conducted on a year-round basis and shall begin on a date established by the school board. The Board of Education Standards shall promulgate rules pursuant to chapter 1-26 governing the operation and scheduling of year-round schools. Any school board or governing body may release graduating high school seniors from school before the end of the regular term. A school is not required to make up time for school closing because of weather, disease, or emergency once it has reached the minimum number of hours in the school term as required by state law. Graduating seniors are excused from make up time if the make up time occurs after the students have graduated or after graduation exercises have been held. If classes have been convened and then are dismissed, or if classes convene at a time later in the day than normal, because of inclement weather, that day constitutes a school day in session equal to the number of hours planned for that day as established in the local school district calendar for the year. School boards are encouraged to provide time within the regular school term for curriculum and staff development which shall be in addition to the time required in this section. Each school board shall determine the appropriate amount of time for this activity and how best to use the time based on local needs for program development, increased parent participation, student contact, teachers' preparation, or other needs of the schools in the district. School is in session only when classes are held and as provided in §§ 13-26-4 and 13-26-4.1. A school board may operate a special term during the summer months.

SDCL 13-26-4: Teacher-parent conferences counted as hours in session: A school may have teacher-parent conferences during the school year and not more than 16.5 hours may be counted as hours in session.

SDCL 13-26-4.1: In-service training: The school board may designate a maximum of 5.5 hours of the 16.5 session hours provided for in § 13-26-4 as in-service teacher training.

SDCL 13-27-1: Responsibility of person controlling child for school attendance--High school equivalency test preparation program--Kindergarten--Transfer from another state: Any person having control of a child, who is not younger than five or older than six years old by the first day of September, or any child who, by the first day of September, is at least six years old, but who has not exceeded the age of eighteen, shall cause the child to regularly attend some public or nonpublic school for the entire term during which the public school in the district in which the person resides, or the school to which the child is assigned to attend, is in session, until the child reaches the age of eighteen years, unless the child has graduated or is excused as provided in this chapter. However, the requirements of this section are met if a child who is at least sixteen years of age enrolls in a high school equivalency test preparation program that is school-based or for which a school contracts and the child successfully completes the test or reaches the age of eighteen years. A child is eligible to enroll in a school-based or school-contracted high school equivalency test preparation program or take the high school equivalency test if the child is sixteen or seventeen years of age, and the child presents written permission from the child's parent or guardian and one of the following:

- (1) Verification from a school administrator that the child will not graduate with the child's cohort class because of credit deficiency;
- (2) Authorization from a court services officer;
- (3) A court order requiring the child to enter the program;
- (4) Verification that the child is under the direction of the Department of Corrections; or
- (5) Verification that the child is enrolled in Job Corps as authorized by Title I-C of the Workforce Investment Act of 1998, as amended to January 1, 2009.

Any child who is sixteen or seventeen years of age and who completes the high school equivalency test preparation program may take a high school equivalency test immediately following release from the school program or when ordered to take the test by a court. Any such child who fails to successfully complete the test shall re-enroll in the school district and may continue the high school equivalency preparation program or other suitable program as determined by the school district. All children shall attend kindergarten prior to age seven. Any child who transfers from another state may proceed in a continuous educational program without interruption if the child has not previously attended kindergarten.

SDCL 13-27-1.1: Religious exemption after eighth grade: A child of compulsory school age who has successfully completed the first eight grades is excused from compulsory school attendance under § 13-27-1 if:

- (1) The child or the parents of the child are members of a recognized church or religious denomination that objects to the regular public high school education; and
- (2) The recognized church or religious denomination either individually or in cooperation with another recognized church or religious denomination provides a regularly supervised program of instruction in which each child participates in learning activities appropriate to the adult occupation that the child is likely to assume in later years.

SDCL 13-27-3: Child excused if provided alternative instruction--Notification—Conditions. Upon a filing of a notification with either the Department of Education or the local district from the parent, or guardian, or other person having control of a child, the Department of Education or the local district has been notified that the child is being provided with alternative instruction in the basic skills of language arts and mathematics. The person providing instruction is not required to be certified. No person may instruct more than twenty-two children. All instructions shall be given so as to lead to a mastery of the English language.

SDCL 13-27-7: Notification of alternative instruction. Each notification of alternative instruction pursuant to § [13-27-3](#) shall be on a standard form that declares that the child will be provided with alternative instruction per § [13-27-3](#). The completed form must contain the child's name, birthdate, resident district, and open enrolled district if applicable, signature of the parent, guardian, or other person having control of the child and information for the return of the form. The Department of Education or the local district shall provide the parent, guardian, or other person having control of the child with a signed or stamped copy of the notification as proof of notification. The notification shall be kept confidential. The form shall be provided by the secretary of the Department of Education but may not require more details than set forth by this section. The notification shall be filed within thirty days from the first time the child begins an alternative instruction program while the child is of school age as defined in § [13-27-1](#) and is not required thereafter unless one or more of the following transitions occur:

- (1) A child enrolls in a public or nonpublic school; or
- (2) A child moves to a different school district.

The parent, guardian, or other person having control of the child shall provide notification of any transitions by submitting the standard notification form to the Department of Education or the local district within thirty days of the transition.

SDCL 13-27-9. Record of certificates of excuse--Copies to secretary and place of instruction. A permanent record of all certificates of excuse, pursuant to §§ [13-27-6](#) and [13-27-6.1](#), shall be kept in some safe place as determined by the school board. Copies of any certificate of excuse shall be forwarded to the secretary of the Department of Education. Copies of any certificates of excuse shall also be forwarded to the place where the child is instructed. The copies shall be forwarded within thirty days of issuance.

SDCL 13-28-2: Kindergarten enrollment eligibility--Transfer from another state. Any child who is five years old on the first day of September is eligible for enrollment in kindergarten during that school year. Any child who transfers from another state may proceed in a continuous educational program without interruption.

SDCL 13-28-9: School residence for free school privileges--Change of residence--Children of transferred active duty military personnel. School residence for the purpose of claiming free school privileges means the legal residence of the student's parents or guardian except as provided in § 13-28-10. If a parent or guardian has more than one residence, the school residence is the residence where the parent or guardian actually lives and makes a home or domicile. In case of dispute, if the student's parent or guardian has claimed a credit pursuant to § 10-13-39, it is presumed that the dwelling so claimed is the residence of the parent or guardian. The student or the student's parents or guardian may not establish school residence and be exempt from the payment of tuition if the residence of the parents or guardian of the student is acquired solely or principally for obtaining free school privileges. At the time a child is enrolled in a school district, the school residence of the child as determined by that school district within thirty days after the enrollment may not change during the school fiscal year, unless the child ceases to be an enrolled member of a school within the district. If a student's parents or guardians are separated or divorced, the school residence is the school district in which the custodial parent or guardian has residence. If

the parents or guardian have joint custody of a student, school residence is that of the parent or guardian with whom the child resides the greater portion of the school year. Notwithstanding the provisions of any other law, if the parent or guardian of a child is transferred to or is pending transfer to a military installation within the state while on active military duty pursuant to an official military order, the child meets the residency requirement for free school privileges in the school district in which the parent or guardian resides or will reside. For the purposes of this section, a military installation is a base, camp, post, station, yard, center, or other installation under the jurisdiction of the United States Department of Defense.

SDCL 13-28-43: Enrollment of student in other than resident district or transfer within district--Approval and notification. A student's parent or legal guardian who wishes to enroll the student, or an emancipated student who wishes to enroll, under the provisions of §§ 13-28-40 to 13-28-47, inclusive, in a South Dakota school district other than the resident district or in a school within the resident district other than the school to which the student has been assigned shall apply on forms provided by the Department of Education. The school board or the board's designee of the district in which the student desires to enroll shall approve or disapprove the application and shall notify the applicant and the resident board, if applicable, of its decision within five days of the decision. The district in which the student desires to enroll shall review the applications in the order received. However, if the applicant is a sibling of a student accepted into and currently enrolled in the district pursuant to §§ 13-28-40 to 13-28-47, inclusive, that student's application shall take priority over all other applications the district has received consistent with § 13-28-44. Transfers to a school district other than the resident school district under the provisions of §§ 13-28-40 to 13-28-47, inclusive, may only take place prior to the last Friday in September during the first semester of any school year, and prior to the last Friday in January during the second semester of any school year. If a school district approves an application for such a transfer after the deadline in the first semester, the transfer will occur at the start of the second semester. If a school district approves an application for such a transfer after the deadline in the second semester, the transfer will occur at the start of the following school year. However, the deadlines for transfer do not apply if:

- (4) A student is seeking to transfer to an alternative school or a specialized nonpublic educational program;
- (5) A student enrolls in a school district after the deadline in either semester; or
- (6) The receiving school district school board or the board's designee determines that special circumstances exist and allows a student to transfer after the deadline.

Intradistrict transfer applications may be accepted and acted upon at any time at the board's discretion if the policies on which the transfer decisions are based are consistent with the other requirements of §§ 13-28-40 to 13-28-47, inclusive. An application may be withdrawn by the applicant prior to the approval of the request and upon notification of the district to which the student applied. Once approved by the district in which the student wishes to enroll, the approved application serves as the applicant's notice of intent to enroll in the nonresident district or desired school during the school year and obligates the student to attend school in the nonresident district or desired school during the school year, unless the affected school board or boards agree in writing to allow the student to transfer back to the resident district or assigned school, or unless the parents, guardians, or emancipated student change residence to another district. Once enrolled in a nonresident district or nonassigned school, the student may remain enrolled and is not required to resubmit annual applications.

SDCL 13-28-50: School districts to provide student mailing lists to Board of Regents and postsecondary technical institutes. Use in providing post-secondary school information--Exception. By November first each year, each

school district shall provide a list of students by name in grades seven to twelve, inclusive, together with their mailing addresses, to the executive director of the Board of Regents and to each postsecondary technical institute located in the state. The board and each postsecondary technical institute shall use the information to inform the parents and guardians of any such student in any public middle school and high school about the courses needed to prepare for postsecondary-level work and about the benefits of such preparation. However, no school district may forward the name of any student whose parent has directed that the school district not release directory information about the student. The board shall provide a format through which the information may be submitted.

SDCL 13-33-20: Distance learning defined. For purposes of §§ 13-33-20 to 13-33-23, inclusive, distance learning is the technology and educational process used to provide instruction when the student and primary instructor are not physically present at the same time or place.

SDCL 13-33-23.1: Distance learning--Children of transferred military personnel--Eligibility. If the parent or guardian of a child is ordered to transfer to a military installation in this state pursuant to a military order, the child is eligible, upon issuance of the order, to be registered and enrolled with a state-approved distance learning provider by the school district in which the parent or guardian will reside.

SDCL 13-33-29: Granting of credit for distance learning courses not offered by South Dakota Virtual School prohibited—Exceptions. No school district may grant credit for any course successfully completed through distance learning as defined in § 13-33-20 unless the course is offered through the South Dakota Virtual School. However, a school district may grant credit for a distance learning course offered through an entity other than the South Dakota Virtual School if any of the following conditions apply:

- (1) The course is provided through an agreement among accredited school districts;
- (2) The course is a university or technical college course taken by a student who is dually enrolled pursuant to the provisions of § 13-28-37;
- (3) The course was previously taken through an accredited high school or other accredited provider by a student who subsequently transferred into the school district; or
- (4) The course is not available through the South Dakota Virtual School and is pre-approved by the secretary of education.

SOUTH DAKOTA ADMINISTRATIVE RULES

24:05:17:09: Return of information. Local education agencies shall return information on counting eligible children to the Office of Data Collection. Each local school superintendent shall certify in writing that the information provided is an accurate and unduplicated count of children with disabilities receiving special education or special education and related services on December 1 of each school year. If December 1 falls on Saturday or Sunday, the count shall be taken on the first working day following the weekend.

24:17:01:06: Reporting Percent of Day Enrollment. For the purposes of reporting day enrollment, a full-time student or 100 percent enrolled student is any student who is carrying a full course load. The term, full course load, means any student who is enrolled in at least five courses or is scheduled for a full school day. The term, full school day, means the amount of time in the day between the start and end of classes during an average school day. If any student is enrolled in less than five classes or does not attend school for the full school day, the student shall be reported based on the percentage of classes taken or the portion of the full school day that the student is in school.

24:17:01:07: Definition of preschool for data collection purposes. For the purpose of data collection, a preschool student is defined as a child who is at least three years of age on or before September 1st, is not enrolled in kindergarten, and is receiving educational services from a public school district for a minimum of 128 hours. A full-time preschool student is a student who is enrolled in a program that operates at least 448 hours per year. For purposes of this data collection, students enrolled in programs operated for a lesser time shall be reported on a prorated basis as a percentage of 448 hours. All public-school districts operating a preschool program shall report student data for preschool students. This definition is intended exclusively for data collection and should not be used for any other purpose.

24:17:03:01: Requirement to submit student record form. Each accredited school district shall report, for each student attending school within the school district, detailed information on the student as requested by the secretary on the student record form.

24:17:03:02: Student data submission. The due date for submission of the fall student data through the student information system is 15 days following the last Friday of September of each school year. State aid fall enrollment count is final on the last business day of October and no additional students may be added after this date but may be removed if found to be reported in error. The December child count data is due 10 days following December 1 of each school year. If a due date falls on a weekend or state holiday, the due date is the next business day following the scheduled due date. The final student record forms for each school year must be submitted no later than the second Friday in June of each school year.

24:17:03:03: Extension of deadlines. The secretary may extend any of the deadlines contained in this chapter. The extension may be on a case-by-case basis or a blanket extension for all school districts required to submit the forms. Blanket extensions shall be granted if the state's reporting format fails for a significant amount of time. Individual extensions may be granted upon written request signed by both the chief executive officer and board president of the school district if the district experiences unforeseeable extenuating circumstances.

24:17:03:04: Department review of student records. Department staff shall review all student record forms to verify the accuracy of the data reported. Except as provided in this chapter, no student may be reported as attending more than one attendance center for the same period of time.

24:17:03:05: Exception to nonduplicative dates requirement. Any residentially placed student reported as attending a short-term group care education program may be reported as attending another attendance center for the same period of time, not to exceed 90 consecutive school days. After attending for more than 90 consecutive school days, the student must be dropped on the ninety-first day from the count of the attendance center at which the student was enrolled prior to being enrolled in the short-term group care education program.

24:17:03:06: Student count for state aid purposes. No student who has an unexcused absence of 15 consecutive school days may be included in the count of the attendance center for state aid purposes, retroactive to the last day the student attended school or had an excused absence. An excused absence, for purposes of this section, includes medical illness and enrollment in a short-term group care education program for up to 90 consecutive school days. Nothing in this section supersedes the student due process requirements referenced in SDCL chapter 13-32, article 24:07, or other applicable law.

24:17:03:08: Requirement to submit calendar data. All school calendars are due by the last Friday in August. The minimum data reporting requirements for a school calendar are as follows:

- (1) Start date of school year;
- (2) End date of school year;
- (3) Grade levels;
- (4) School terms in quarters, semesters, or trimesters; and
- (5) Periods

24:17:03:09: Student enrollment dates. Enrollment start date of a student is determined on the day, month, and year on which a student is admitted to a school or educational institution to include preschool. An enrollment end date is the day, month, and year of a student's last attendance in the school. The end date for graduating students shall be the last calendar day of the school year unless the student graduates early, in which case the student is counted on the last required day of attendance.

24:17:03:10: Requirement to submit educational structure data. The finalized educational structure data for each school district is due by March first for the next school year. The school district shall report the following information:

- (1) New schools;
- (2) Closed schools; and
- (3) Grade span changes.

24:43:11:01: Number of required credits for graduation from high school -- Personal learning plan required.

Required units of credit for high school graduation must be earned in grades 9 through 12, and students must earn a minimum of 22 units of credit. Local school boards or governing bodies may set requirements of credit beyond the minimum. Transfer students unable to meet graduation requirements set by a local school board or governing body because of time and scheduling constraints, but not due to course failure, may graduate on the basis of meeting state minimum requirements for graduation. The local school board or governing body may waive one or more graduation requirements for senior students who transfer from another state, who have met the standards in that state, and who are unable to meet the graduation requirements set by the state board because of time and scheduling constraints but not due to course failure. A student must earn a high school diploma as outlined in § 24:43:11:02 in which coursework aligns with the student's personal learning plan. All students in grades 9 through 12 must have a personal learning plan. The personal learning plan must document a minimum of 22 units

of credit. Effective July 1, 2020, any advanced endorsement earned must be listed on the high school transcript. After January 1, 2026, the department shall review the required credits for high school graduation.

DATA COLLECTION CALENDAR FOR 2021/2022

The following calendars contain important data related events that occur during the school year.

JULY 21

Su	M	Tu	W	Th	F	Sa
				1	2	3
4	5	6	7	8	9	10
11	12	13	14	15	16	17
18	19	20	21	22	23	24
25	26	27	28	29	30	31

Updates to the Educational Directory was on July 1st.

It is important to keep your data up-to-date at all time.

AUG. 21

Su	M	Tu	W	Th	F	Sa
1	2	3	4	5	6	7
8	9	10	11	12	13	14
15	16	17	18	19	20	21
22	23	24	25	26	27	28
29	30	31				

New to Infinite Campus Training. This training is for those who are new employees and are responsible for the data entered into Infinite Campus.

All school calendars for all Attendance Centers MUST be entered into Infinite Campus.

****Calendar Data:** All school calendars for all attendance centers must be entered or uploaded into Infinite Campus by the last Friday in August. This includes any calendars that you have for your Preschools and After School Programs. Calendars for Summer Schools are due in the Infinite Campus system by the last Friday in April.

SEPT. 21

Su	M	Tu	W	Th	F	Sa
			1	2	3	4
5	6	7	8	9	10	11
12	13	14	15	16	17	18
19	20	21	22	23	24	25
26	27	28	29	30		

All updates to the Educational Directory via the on-line system are due by September 1st.

Fall DOE User Groups training will be held September 14th - 17th.

Official Fall Enrollment count is taken as of the last Friday in September. All students **MUST** be entered in Infinite Campus to be included in this count.

OCT. 21

Su	M	Tu	W	Th	F	Sa
					1	2
3	4	5	6	7	8	9
10	11	12	13	14	15	16
17	18	19	20	21	22	23
24	25	26	27	28	29	30
31						

Meal status' for all students MUST be updated in Infinite Campus by the end of October. This includes all students attending a Provisional or CEP school. This information is used to determine the district's poverty status including the poverty status for Teacher Loan Cancellation program.

** Due to the ongoing flexibility allowed by USDA due to the COVID pandemic, districts are only required to make Free/Reduced applications available to families upon request for the 2021/2022 school year. This will limit the districts and the state from obtaining normal student Free/Reduced price lunch data. Free/Reduced Lunch data is used in determining grants, used for the teacher loan cancellation program and for Accountability purposes. To obtain the best economic status information available for students, DOE will complete a scripting process for the 2021/2022 school year to flag all students who meet one of the following conditions as receiving FREE meals:

- Students attending a CEP/Provision School
- Students who are Direct Certified as receiving SNAP/TANF benefits
- Students who are Foster students
- Students who are Homeless students
- Students who are Migrant students

Districts who receive applications for Free/Reduced Lunch from families are still required to enter this data into Infinite Campus by October 31st.

NOV. 21

Su	M	Tu	W	Th	F	Sa
	1	2	3	4	5	6
7	8	9	10	11	12	13
14	15	16	17	18	19	20
21	22	23	24	25	26	27
28	29	30				

It is important to keep your data up-to-date at all time!

DEC. 21

Su	M	Tu	W	Th	F	Sa
			1	2	3	4
5	6	7	8	9	10	11
12	13	14	15	16	17	18
19	20	21	22	23	24	25
26	27	28	29	30	31	

Special Education Child Count including private school students is taken as of December 1st. All students receiving Special Ed Services MUST be updated in Infinite Campus by this date.

JAN.

22

Su	M	Tu	W	Th	F	Sa
						1
2	3	4	5	6	7	8
9	10	11	12	13	14	15
16	17	18	19	20	21	22
23	24	25	26	27	28	29
30	31					

It is important to keep your data up-to-date at all time.

FEB.

22

Su	M	Tu	W	Th	F	Sa
		1	2	3	4	5
6	7	8	9	10	11	12
13	14	15	16	17	18	19
20	21	22	23	24	25	26
27	28					

Verification of Educational Structure OPENS for the 2022-2023 school year. This is when districts are required to report changes for the upcoming school year including new schools, closed schools, name changes, grade span changes, etc.

MARCH 22

Su	M	Tu	W	Th	F	Sa
		1	2	3	4	5
6	7	8	9	10	11	12
13	14	15	16	17	18	19
20	21	22	23	24	25	26
27	28	29	30	31		

Verification of Educational Structure system CLOSSES for the 2022/2023 school year. All new schools, closed schools, grade span changes and school name changes MUST be reported by this date.

APRIL 22

Su	M	Tu	W	Th	F	Sa
					1	2
3	4	5	6	7	8	9
10	11	12	13	14	15	16
17	18	19	20	21	22	23
24	25	26	27	28	29	30

Spring DOE User Groups. District staff who are responsible for the data in Infinite Campus should attend. Dates/Locations TBA.

Calendars for Summer School are due in the Infinite Campus system by the last Friday in April.

MAY

22

Su	M	Tu	W	Th	F	Sa
1	2	3	4	5	6	7
8	9	10	11	12	13	14
15	16	17	18	19	20	21
22	23	24	25	26	27	28
29	30	31				

It is important to keep
your data up-to-date at
all times.

SECTION I - FALL ENROLLMENT

TIMELINE

In accordance with 24:17:03:02 and 24:17:03:08 – Fall Enrollment student data must be reported in the Statewide Information Management System (Infinite Campus) according to the below timelines:

Calendar Data: All school calendars for **all attendance centers** must be entered or uploaded into Infinite Campus by the **last Friday in August**. This includes any calendars that you have for your **Preschools and After School Programs**. **Calendars for Summer School are due in the Infinite Campus system by the last Friday in April.**

Fall Data: All student enrollments must be entered or uploaded into Infinite Campus **no later than 15 business days following the last Friday of September.**

State Aid Fall Enrollment Count: Is final on the last business day of October. No students may be added (to the State Aid Fall Enrollment) after this date but students may be removed if found to be reported in error.

CRITERIA FOR FALL ENROLLMENT – STATE AID (USED FOR FUNDING PURPOSES)

- Students must be enrolled on the last Friday in September. Students who exit or fail to return to school by this date and students enrolling after this date WILL NOT be included.
- Students enrolled for any percent of the day will be included. Only whole numbers are to be entered in the Percent Enrolled field.
- Enrollment in Alternative Instruction/Home School is not included in the Fall Enrollment – State Aid count.
- Students assigned out of district but for whom the district pays a tuition cost for are included.
- Out of state students (except for open enrolled students from ND and MN) are excluded from the Fall Enrollment – State Aid count.
- Open enrolled students are included in the count for the school or district in which they are enrolled and served.
- Fall Enrollment – State Aid count is applicable to public school districts only.
- Enrollment in Pre-School is not included in the Fall Enrollment State Aid count.

CRITERIA FOR FALL ENROLLMENT – CENSUS COUNT (USED FOR STATISTICAL REPORTING PURPOSES)

- Students must be enrolled on the last Friday in September. Students who exit or fail to return to school by this date and students enrolling after this date WILL NOT be included.
- Students must be enrolled greater than 49% to be included in the Fall Enrollment – Census Count.
- Enrollment in Alternative Instruction/Home School is not included in the Fall Enrollment – Census Count.
- Open enrolled students are counted in the school in which they are enrolled and served.
- Out of state students enrolled in South Dakota schools are included in this count.
- Enrollment in Pre-School IS included in the Fall Enrollment Census Count.

REQUIRED DATA ELEMENTS FOR INFINITE CAMPUS DISTRICT EDITION AND STATE EDITION SCHOOLS

CALENDARS

The first step in making sure your Fall Enrollment data is entered accurately is by creating a calendar for **EVERY** attendance center in your district. All school calendars are **due by the last Friday in August** according to 24:17:03:08. ****This includes any calendars that you have for your Preschools and After School Programs. Calendars for Summer School are due in the Infinite Campus system by the last Friday in April.**

Additional information regarding how to create a new calendar or modify an existing calendar in Infinite Campus can be found on the Campus Community at the following link:

<https://content.infinitecampus.com/sis/Campus.1617/documentation/calendar-tab/>. Please contact your district's Infinite Campus Tech Coordinator if you have any trouble accessing the information at the above link.

Please note: Both District Edition and State Edition users MUST roll forward their calendar information from school year to school year. State Edition users do not have the functionality to roll forward their students; therefore, Infinite Campus will roll forward your students after you have completed the calendar roll forward function.

Important Calendar elements that **MUST** be entered include:

- A calendar must be entered for **EVERY** attendance center **including Pre-Schools, After School Programs, Sped Out of District Placements, Private Schools and Summer Schools.**
- Check your school calendar dates and your student day minutes. The path is: Index>System Administration>Calendar>Calendar. At a bare minimum, your calendar must include the following:
 - Start date of the school year
 - End date of the school year
 - Student Day (instructional minutes) – It is important that this information is correct as your attendance rate for Accountability is determined by the information in this field.
 - Whole Day Absence (minutes)
 - Half Day Absence (minutes)
 - Type
 - Title 3 – Only check if this is a Title 3 School calendar.
 - Summer School – Only check if this is a Summer School calendar.

- 4 Day School Week – Only check this area of the calendar if the entire district is operating a 4 day school week.

21-22 Alpena Elem

Calendar | Grade Levels | Schedule Structure | Terms | Periods | Days | Copy Section Placements

Save | Mark for Deletion

Calendar Info

Calendar ID: 29203 | School: 02 Alpena Elem (schoolID:474)

*Name: 21-22 Alpena Elem | Sequence:

*Start Date: 08/22/2021 | *End Date: 05/21/2022 | Summer School:

Student Day (instructional minutes): 355 | Teacher Day (minutes): | Exclude:

Whole Day Absence (minutes): | Half Day Absence (minutes): | School Choice:

Type: I: Instructional | Title 3: | 4 Day School Week:

Virtual: | Check this box if this is a Virtual calendar.

Require Student Assignment: | Check this box if you are a Title 3 school.

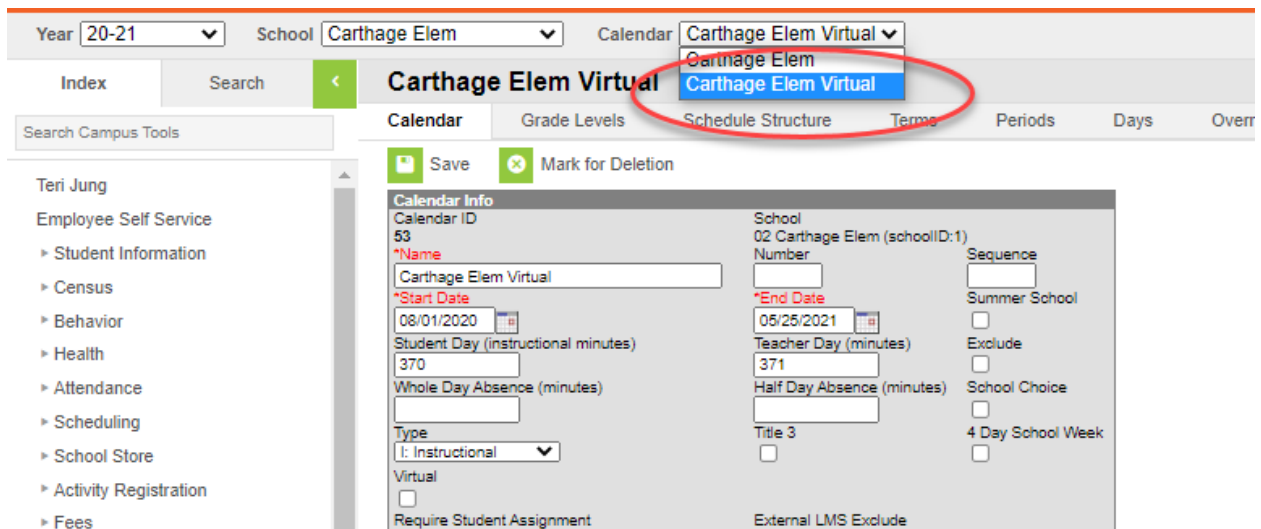
Type dropdown menu: I: Instructional, A: Alternative, B: Homebound, I: Instructional, O: Other, P: Private, R: Residential, S: Summer School, X: Outside District

Make sure that the appropriate calendar type is selected for every calendar.

If you District is utilizing a 4-day week, please check this box.

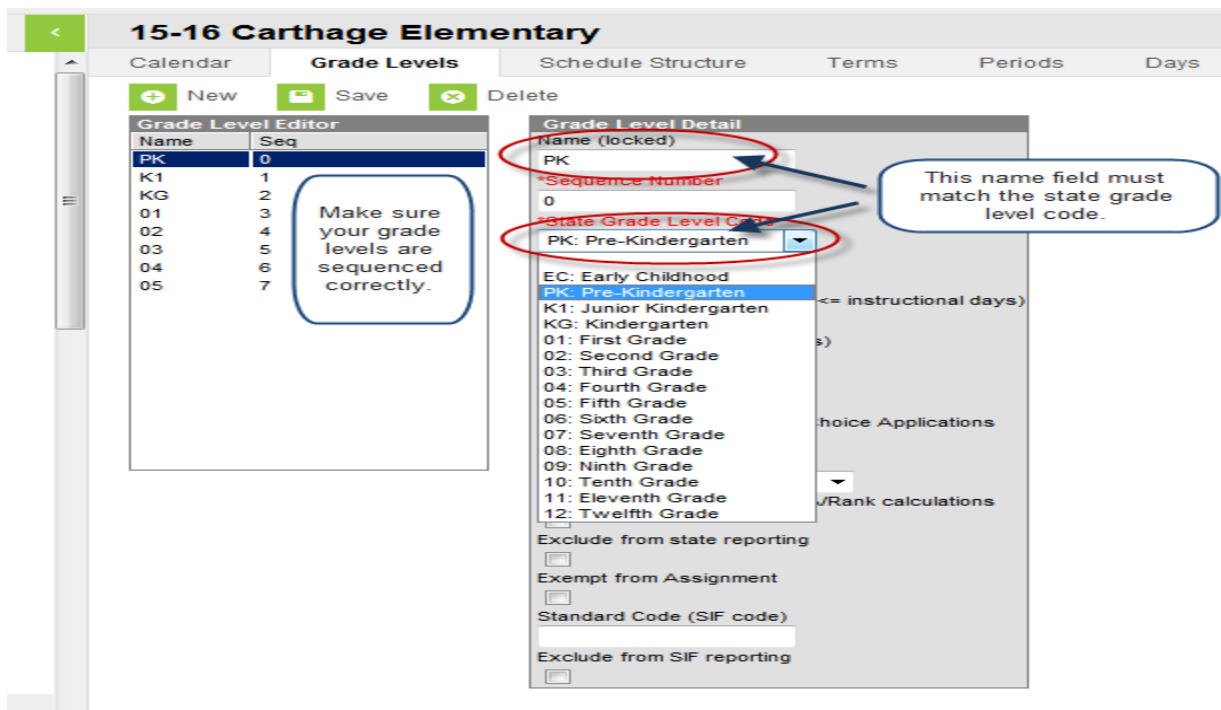
VIRTUAL CALENDARS - Districts will be allowed to create a separate calendar within an already existing school to house their students who are choosing to receive their educational services virtually.

To provide consistency throughout the state, the DOE is asking for districts to name these virtual calendars as follows: Calendar Name = Name of School Virtual (Example = Carthage Elem Virtual)



Districts must utilize their existing school structure and create separate virtual calendars for each attendance center. (Example: Elementary, Middle School, High School). Districts **CANNOT** create one virtual calendar for all of their K-12 students.

Make sure that all grade levels that are being served within your school(s) are entered under the **Grade Levels Tab**. The district **MUST** then map all their local grade levels to the state grade levels. It is the district's responsibility to make sure that the grade levels are mapped accurately.



Do you operate on quarters, semesters, trimesters, etc.? Make sure that the start and end dates of your terms are correct on the **Terms Tab**.

Calendar Grade Levels Schedule Structure **Terms** Periods Days Overrides

Save Term Schedule/Terms New Term Schedule/Terms Delete Term Schedule/Terms

Term Schedule/Terms Editor

Name
Quarters

Term Schedule Detail

Name Primary
Quarters

Term Detail

Name	Sequence	Start Date	End Date
X Q1	1	08/20/2015	10/16/2015
X Q2	2	10/19/2015	12/20/2015
X Q3	3	01/22/2016	03/19/2016
X Q4	4	03/22/2016	05/19/2016

Add Term

Make sure that the start and end dates of your quarters, terms, etc are correct. You may need to adjust them during the school year.

On the **Periods Tab** enter your period schedule for a day. When entering the period minutes, you cannot overlap minutes. **You are not allowed to count a class that is being held prior to the start of the school, home room minutes, lunch minutes, recess minutes, passing minutes or after school tutoring sessions as instructional minutes.** Once you have entered your period schedule, it will automatically calculate the total instructional minutes for you.

Infinite Campus | District Edition Sandbox Test Site

Year 14-15 School All Schools Calendar 14-15 Carthage Middle School

Index Search Help < **14-15 Carthage Middle School**

Calendar Grade Levels Schedule Structure Terms **Periods** Days Overrides

Save Period Schedules New Period Schedule Delete Period Sched/Periods

Period Schedule/Periods Editor

Name
1

Period Schedule Info

Name	Sequence	Instructional Minutes	School Day
1	1	380	380

The Instructional Minutes on the periods tab should match the Student Day (instructional minutes) fields

Period Info

Name	Sequence	Start Time	End Time	Lunch Time	Non-Instructional
X 1	1	08:20 AM	09:02 AM	0	<input type="checkbox"/>
X 2	2	09:05 AM	10:02 AM	0	<input type="checkbox"/>
X 3	3	10:05 AM	11:02 AM	0	<input type="checkbox"/>
X 4	4	11:05 AM	11:50 AM	0	<input type="checkbox"/>
X 5	5	12:20 PM	01:27 PM	0	<input type="checkbox"/>
X 6	6	01:30 PM	02:27 PM	0	<input type="checkbox"/>
X 7	7	02:30 PM	03:25 PM	0	<input type="checkbox"/>

Counting Instructional Minutes
You are **not allowed** to count a class that is being held prior to the start of school, home room, lunch, recess, passing minutes, or after school tutoring session as instructional minutes

Instructional Minutes Preference for 14-15 School Year

- Exclude non-instructional periods
- Exclude non-instructional minutes
- Exclude time gaps between periods

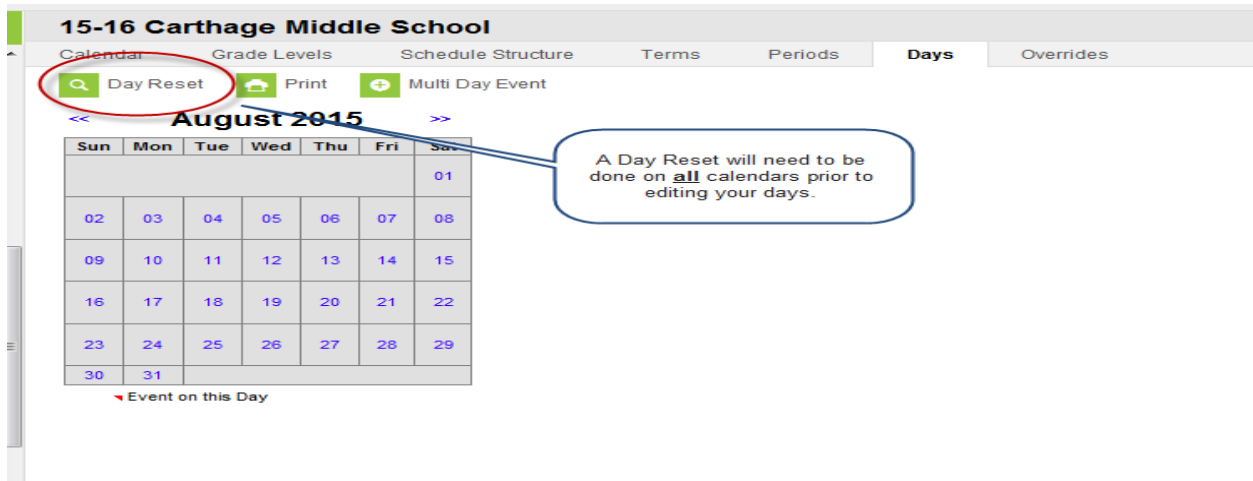
You will need to make sure that your preferences are set correctly.

School Day Preference for 14-15 School Year

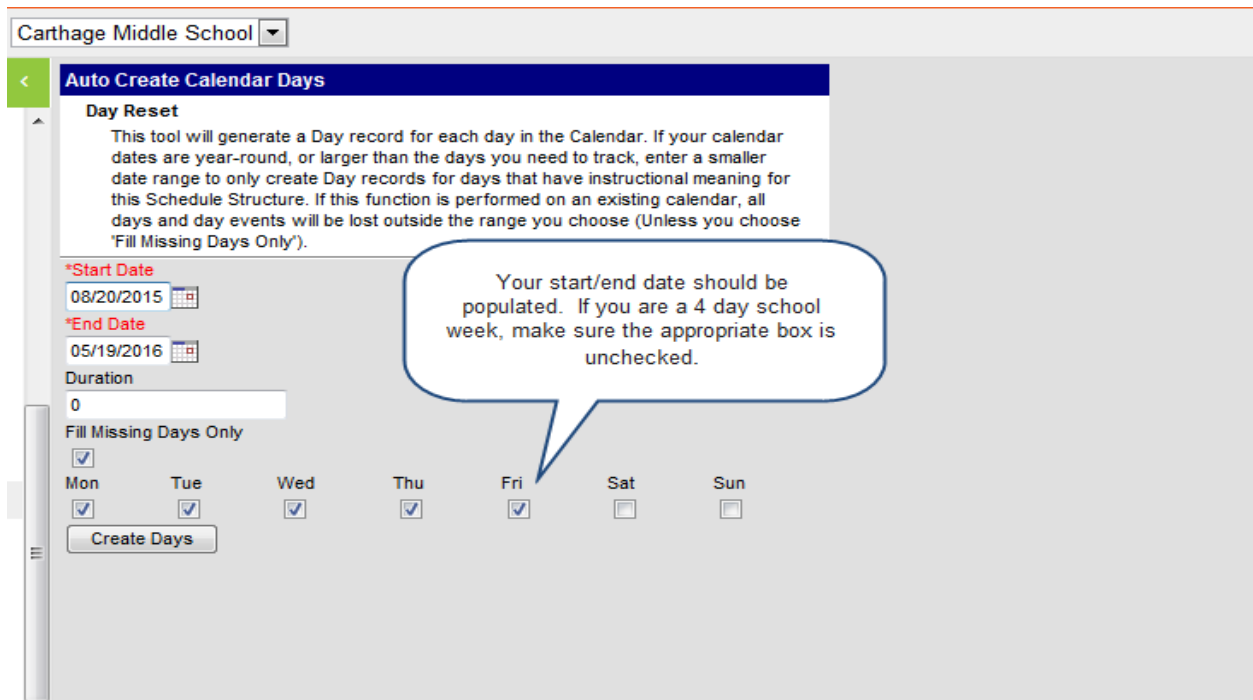
- Exclude non-instructional periods
- Exclude non-instructional minutes
- Exclude time gaps between periods

SDCL 13-26-1
An intermission is the time when pupils are at recess or lunch and for grades six through twelve, the passing time between classes.

If the Instructional Minutes are not calculating correctly you will need to check your preferences on System Administration>Calendar>School Years. The instructional minutes should read the same on the **Calendar tab** as they do on the **Periods tab**.



Enter the start and end dates and select the days that should be included in the reset (Monday, Tuesday, etc). Select "Create Days".



You will need to edit the start/end dates of the terms and any vacation days, etc. You can also set up day events such as Parent Teacher Conferences, In-Service Days, Holidays, etc. **A "Day Reset" will need to be done for every calendar that you have in your District.** If a "Day Reset" is not done, your numbered calendars days will not start over for the new school year.

15-16 Carthage High School

Calendar Grade Levels Schedule Structure Terms Periods **Days** Overrides

Save Day/Day Events Delete Day/Day Events Day Reset Print Multi Day Event

<< **August 2015** >>

Sun	Mon	Tue	Wed	Thu	Fri	Sat
						01
02	03	04	05	06	07	08
09	10	11	12	13	14	15
16	17	18	19	20	21	22
23	24	25	26	27	28	29
30	31					

Event on this Day

Day Detail

Date: 08/20/2015 Day #: 1

Period Schedule: High School

School Day:

Instruction:

Attendance:

Start Time: _____ End Time: _____ Duration: 0

Comments: In-Service -- No students

Day Events

Type	Duration	Inst. Minutes
IO: In Service Optional	0	330
AD: Abbreviated Day		
FD: First Day of School		
CH: Holiday - Christmas		
OH: Holiday - Other		
SH: Holiday - Spring Break		
IS: In Service		
IO: In Service Optional		
SI: Inclement Weather		
LD: Last Day of School		
PT: Parent-Teacher Conference		
TV: Teacher Vacation		
ED: Early Dismissal		
FR: Friday Schedule		

You are allowed to count up to, but not exceed 5.5 hours for In-Service. If holding In-Service prior to the start of school, you will only check the boxes for School Day and Instruction. The attendance box is left blank because the student were not in session.

Enter the number of minutes that you are counting as instructional for that day.

DISTRICT AND SCHOOL HISTORY

It is important to check the District and School History information at the start of each new school year to see if there are any changes you need to report from the prior year.

The path for district information is: System Administration>Resources>District Information. Click on the + sign next to your district name and click on the Original Record to review current District History information. In the Program Participation area of the screen, if your district is a Title III district, make sure to place a check mark in the Title III box.

The path for school information is: System Administration>Resources>School. Click on the + sign next to each of your schools and click on the Original Record to review current School History information. In the Program Participation area of the screen, if you are a Title I School, make sure the appropriate dropdown item is selected. If you are a Title III School, make sure you place a check in the Title III checkbox. You should also complete the USDA Programs area of the screen if your school is participating in the National School Lunch Program. More information on how to complete the USDA Programs area of the screen can be found in the FRAM section of this desk guide.

hage Elem Calendar 15-16 Carthage Elem Section AM Attend) 002-1 AM Attendance

School

Save School History New School History

School data is divided into two areas: School Detail and School History. School History records contain information related to a school that can be tracked historically. By creating a new School History, the new information is tracked as of a specific date while the previous values are preserved. To create a new School History record, select an existing School History and click the New School History button. This will create a new School History record based on the current information, which can be modified as needed and saved.

School Editor

- Carthage Elem
 - Original Record
- Carthage High School
- Carthage Middle School
- Home School
- Pierre
- Private School
- Summer School

Carthage Elem (2) School History

Original Record

Program Participation

Title I

Targeted Assistance Program Title III

Targeted Assistance Eligible - No Program

Targeted Assistance Program

Schoolwide Eligible - Targeted Assistance

Schoolwide Eligible - No Program

Schoolwide Program

Not a Title I School

School Breakfast Program(SBP) National School Lunch Program(NSLP)

Provision 4: Provision 4 Provision Type SBP NSLP Provision Base Year 14-15 Provision End Year 14-15

- Modified by: Jung, Teri 03/28/2014 11:41

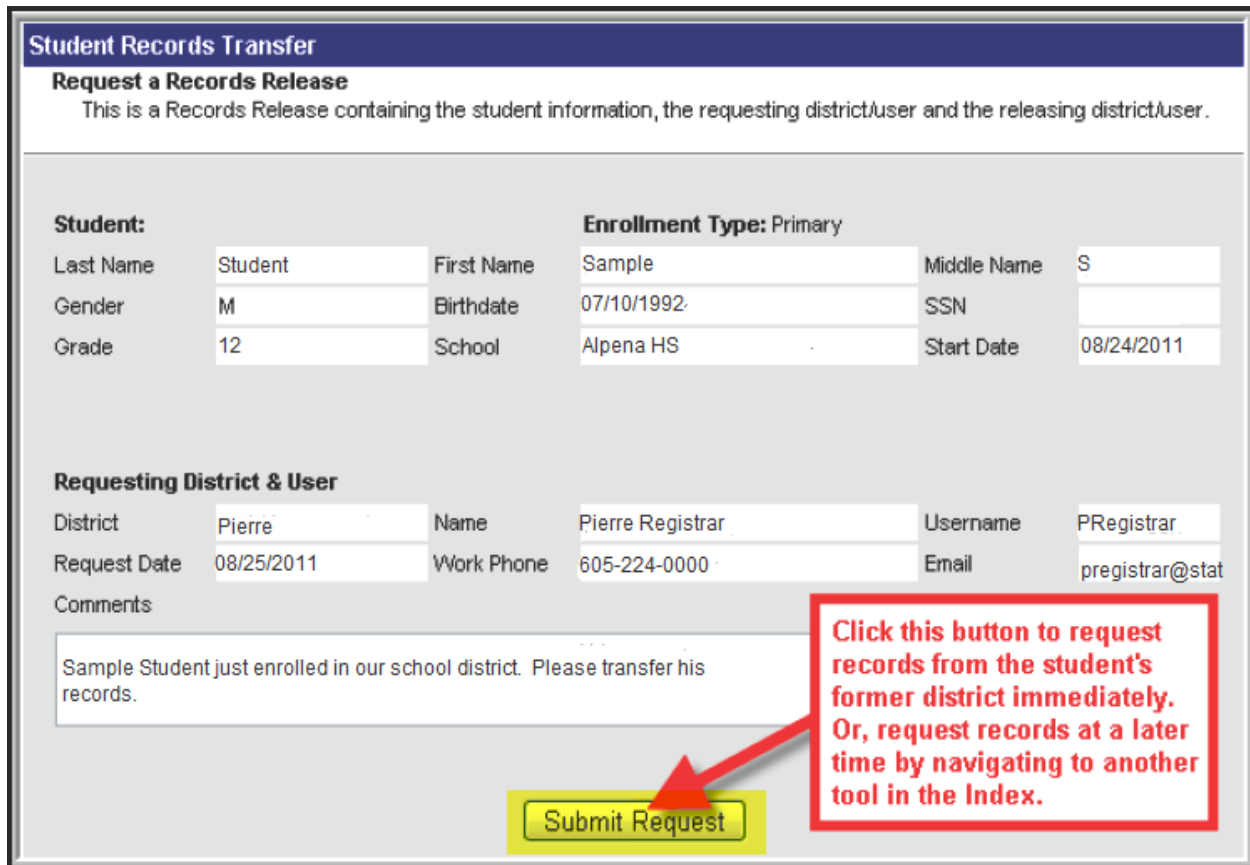
See FRAM section of the Deskguide on how to complete this

RECORDS TRANSFER PROCESS

To eliminate unnecessary data entry and to ensure all student data is properly transferred from one district to another it is vital that districts use the Records Transfer process within Infinite Campus.

A records transfer may be requested any time after the transfer student has been enrolled in the new district. Immediately after the student's new enrollment is saved, the records transfer page will display.

REQUESTING RECORDS THROUGH THE STUDENT LOCATOR

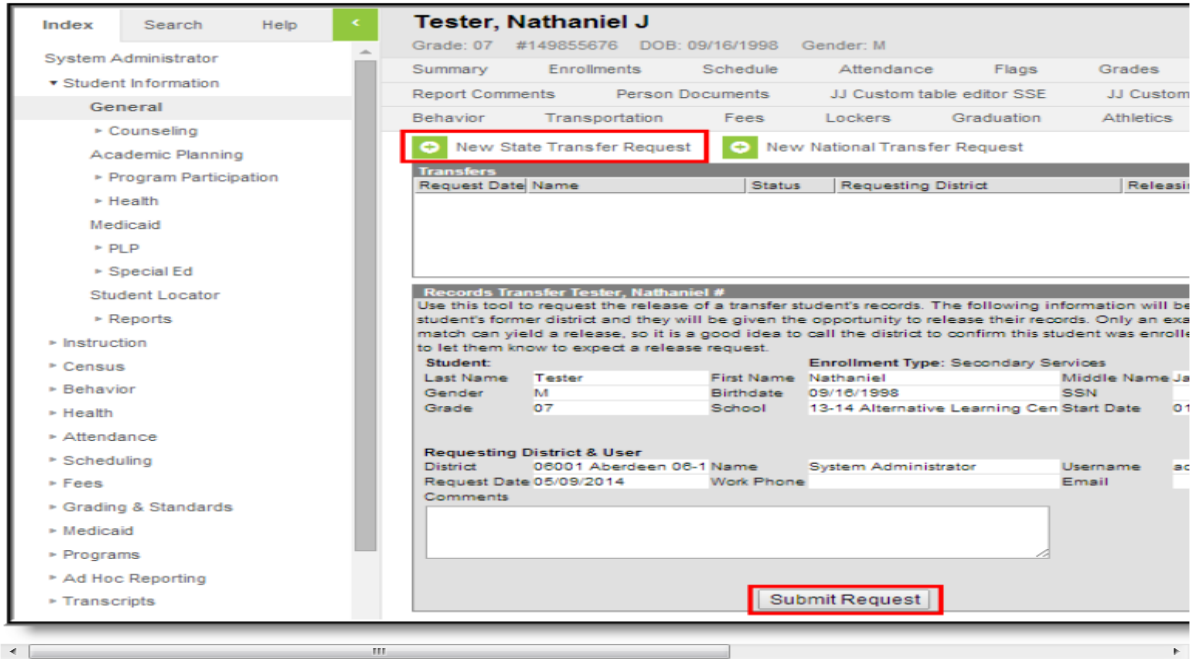


Student Records Transfer					
Request a Records Release					
This is a Records Release containing the student information, the requesting district/user and the releasing district/user.					
Student:			Enrollment Type: Primary		
Last Name	Student	First Name	Sample	Middle Name	S
Gender	M	Birthdate	07/10/1992	SSN	
Grade	12	School	Alpena HS	Start Date	08/24/2011
Requesting District & User					
District	Pierre	Name	Pierre Registrar	Username	PRegistrar
Request Date	08/25/2011	Work Phone	605-224-0000	Email	pregistrar@stat
Comments					
Sample Student just enrolled in our school district. Please transfer his records.					
			Submit Request		

Clicking the Submit Request button will initiate a request for the student's records. After a request is made, the Process Inbox and the student Records Transfer tab of the requesting district will both display a "Waiting" status until the former district responds with the records. During this time, the new district will have no indication of which district the student previously attended. **As a courtesy to your fellow districts, please respond to all requests for transfer within 5 business days.**

REQUESTING RECORDS THROUGH THE RECORDS TRANSFER TAB

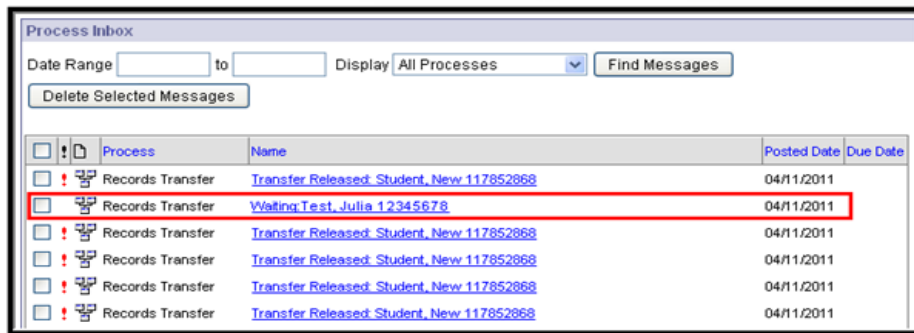
The transfer can be performed at the time of enrollment or at a later date. Requesting a transfer at a later date may be done by navigating to the student's Records Transfer tab, selecting the **New State Transfer Request** icon (if applicable) and selecting the **Submit Request** button.



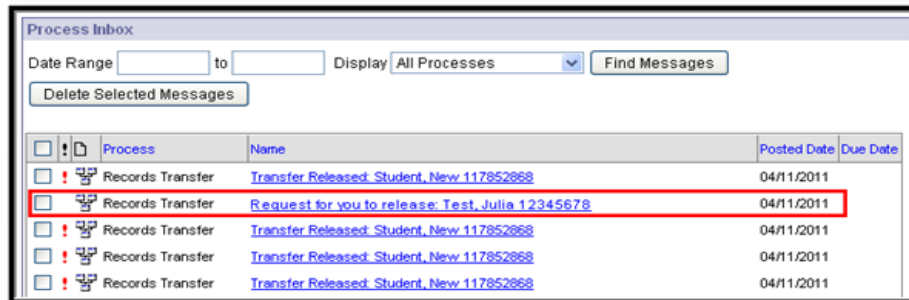
After a request is made, the Process Inbox and the student Records Transfer tab of the requesting district will both display a “Waiting” status until the former district responds with the records. During this time, the new district will have no indication of which district the student previously attended.

COMPLETING THE PROCESS

Requesting District



Receiving District



COMPLETING THE PROCESS (CONT.)

When District is ready to approve the release

Student Records Transfer

Release or Reject a Request for Transfer Records
 An external district is requesting the release of your district's records of a student. The request has come from another district. The student has been enrolled in the new district, so please help to prevent incorrect data or errors in the new district. Infinite Campus verifies that the requesting district is whom they say they are, and that the user making the request is a valid user. You may accept or reject this request, but you are encouraged to call the requesting district to verify the information.

Records Transfer Lane, Susie #

Student: Last Name: Test, First Name: Julia, Middle Name: Ruth, Gender: F, Birthdate: 06/15/1998, Grade: 07, School: 10-11 Middle School, Start Date: 08/25/2010, Enrollment Type: Primary

Requesting District & User: District: 06001 Aberdeen 06-1, Name: System Administrator, Username: admin, Request Date: 04/07/2011, Work Phone: , Email: , Comments: None.

Releasing District & User: District: 32002 Pierre 32-2, Name: Administration Administration, Username: admin, Release Date: 04/26/2011, Work Phone: , Email: , Comments:

You may print documents or run the import wizards

Requesting District & User
 District: 06001 Aberdeen 06-1, Name: , Username: , Request Date: 08/18/2011, Work Phone: , Email: , Comments: None.

Releasing District & User
 District: 06301 ABERDEEN CATHOLIC SCHOOL SYSTEM, Name: , Username: , Release Date: 08/18/2011, Work Phone: , Email: , Comments: None.

Status: Records released.

Transfer Documents

- Transcript
- Census Contact Summary
- Extended Census Summary
- Enrollment History
- Schedule
- Attendance Period Detail
- Assessment Summary
- Behavior Summary
- Health Condition Summary
- Health Screening Summary
- Health Immunization Summary

Data imports

- Quarter 4
- Quarter 1
- Quarter 2
- Quarter 3
- IEP
- Special-Ed-Evaluation
- IEP Documents
- PLP
- PLP Documents
- LEP
- LEP Services
- LEP Accommodations
- Transcript Import Wizard
- Extended Census Import Wizard
- Enrollment History Import Wizard
- Assessment Import Wizard
- Immunization Import Wizard
- Health Condition Import Wizard
- Health Screening Import Wizard
- IEP Import Wizard
- Special-Ed-Evaluation-Import-Wizard
- Special-Ed Documents Import Wizard
- PLP Import Wizard
- PLP Documents Import Wizard
- LEP Import Wizard

Items not pertinent to the student are crossed out.

You will want to bring in all data fields that are not crossed out.

For additional information on the Records Transfer process, please see the documentation and the simulation videos available within the Infinite Campus Community at:

<https://kb.infinitecampus.com/help/records-transfer-student>

STUDENT ENROLLMENTS

In order to process accurate payments and get accurate Fall Enrollment counts, it is absolutely necessary that districts enter **ALL** student enrollments including Sped Out of District, Early Childhood, Preschool, After School and Summer School students into Infinite Campus in a timely manner. All students who attended your school district (even for a short time) must have an enrollment record in Infinite Campus.

Students not yet enrolled in Kindergarten but who are enrolled in a preschool program and are receiving a preschool curriculum must be entered into Infinite Campus using PK as the grade level in the grade level field. Students must be at least 3 years of age prior to September 1st to be considered a preschool student. Students who are not enrolled in Preschool or Kindergarten and who are receiving **ONLY** Special Education services through your school district must be entered into Infinite Campus using EC as the grade in the grade level field.

School districts **ARE** required to take attendance for all preschool (PK) students for the proper payment of certain funding. Attendance is not required for those young students receiving only Special Education services (EC). Attendance is **ALSO REQUIRED** for students enrolled in After School Programs and enrolled in Summer School.

ENROLLING A STUDENT

The first step in enrolling any student is to search the Infinite Campus system to see if the student was ever previously enrolled in South Dakota. This includes doing a search for those entering Kindergarten as they may have previously been enrolled in Preschool (PK) or may have previously received Early Childhood Special Education services (EC). These students will have already been assigned a State Student ID. **To search for a student, you will go to Index>Student Information>Student Locator.** Remember, if a student is transferring to your district from another SD district, the student should appear when you do a student locator search. If the student does not appear after the first search, try again using the "All People" search criteria. If you are still not able to locate the student, check and see if the student goes by a nickname or a different last name. If you still are unable to find the student in Infinite Campus and you know for certain that the child previously attended school in South Dakota, call DOE Data Management at 605-773-3134 for assistance.

The screenshot shows the Infinite Campus Student Locator interface. On the left is a navigation tree with 'Student Locator' selected. The main area has a search form with fields for Last Name (student), First Name (sample2), Gender (M), Birth Date, Middle Name, SSN #, and State ID. A yellow 'Search-->' button is at the bottom of the form. Below the form is a table with one row of results: 'Student, Sample S' with State ID '071139688', Gender 'M', Birth Date '07/10/1992', and a percentage '67'. A red callout box points to the search form with the text: '1. Enter the necessary search criteria. Click Search.' Another red callout box points to the student name in the table with the text: '2. If this is the student you are searching for - Click on student name to proceed with enrollment process.' A yellow starburst callout points to the 'Create New Student >' button with the text: 'Do NOT click on Create New Student - This will create a new person in the system.'

Name	State ID	Gender	Birth Date	%
Student, Sample S	071139688	M	07/10/1992	67

When enrolling a student, the student's name should **ALWAYS** be entered as it appears on the student's birth certificate or other legal documents. When entering student names, do not use parentheses, commas, slashes or periods. If the student goes by a nickname (ex: Bill instead of William), you still need to enter "William" in the First Name field and you can add "Bill" to the Nickname Field. If there is a hyphenated name you can use a hyphen (Merriman-Koch) or you can just use a space (Merriman Koch). Jr and Sr should be entered in the Suffix box. Do not "space" after the first or last name as the space is a character in Infinite Campus.

Robin, Christopher
 Grade: 08 DOB: 03/02/2005 Gender: M

School Choice Credentials Overrides Fees ID History Schedule Payments

Demographics Identities Households Relationships Enrollments District Employee

Save Delete Person Summary Report Demographics Data

Person Information

PersonID: 142

*Last Name: Robin *First Name: Christopher Middle Name: Suffix: Jr. Upload Picture

*Gender: M: Male Birth Date (Age: 14): 03/02/2005 Soc Sec Number: No Image Available

Race/Ethnicity (Edit)
 State Race/Ethnicity: WH:White, not Hispanic
 Federal Designation: 6:White
 Race(s): White
 Hispanic/Latino: N:No
 Race/Ethnicity Determination:

Birth Country: Date Entered US: Date Entered US School: Date Entered State School: Birth Verification: Home Primary Language: Select a Value

Nickname: Chris

Always use the name that is on the Birth Certificate.

Please note that for transgender students, there is the option for you to enter the student's legal name and legal gender as identified on the student's birth certificate in the Protected Identity Information fields. This information **DOES NOT** sync to the State Edition. For data entry of the name and gender for transgender students, please follow your district's policy.

Identity Information

PersonID: 245069

*Last Name: Sky *First Name: Clear Middle Name: Suffix: No Image Available

*Gender: Female *Birth Date (Age: 13): 2/3/1999 Soc Sec Number: 111 - 22 - 3333

Protected Identity Information

Legal Last Name: Legal First Name: Legal Middle Name: Legal Suffix: Legal Gender: Female

Race/Ethnicity (Edit)

State Race/Ethnicity: IN:American Indian or Alaskan Native
 Federal Designation: 2:American Indian or Alaska Native
 Race(s): American Indian or Alaska Native
 Hispanic/Latino: N:No
 Race/Ethnicity Determination: 01:Parent Identified

This section is **ONLY** used in situations where a student identifies themselves as a transgender student. Data entry of the name and gender for transgender students needs to be in accordance with your district's policy on this issue.

ENROLLMENTS FOR ALTERNATIVE INSTRUCTION/HOME SCHOOL STUDENTS IN INFINITE CAMPUS

Due to substantial changes made by the 2021 SD Legislature to SDCL 13-27, the enrollments of Alternative Instruction/Home School students in Infinite Campus should be as follows:

ALTERNATIVE INSTRUCTION/HOME SCHOOL STUDENTS						
SERVICES PROVIDED BY THE DISTRICT	Educational Services	SPED Services	Athletics	Fine Arts	Other Activities	No Services
District may enter a student record in Infinite Campus	Required	Required	Optional	Optional	Optional	No

RACE/ETHNICITY

Within Infinite Campus, Race/Ethnicity data is located on the student’s Demographics and Identities Tab located at Census>People>Demographics or Identities as shown below. To enter or make a change in the Race/Ethnicity, click on the Edit button.

Sample2, Student
 Grade: 10 DOB: 10/16/1988 Gender: M

District Assignments School Choice Credentials Overrides Fees ID History

Demographics **Identities** Households Relationships Enrollments District

Save New

Identity Information
 PersonID 118
 *Last Name Sample2 *First Name Student Middle Name Suffix
 *Gender Male Birth Date (Age: 26) 10/16/1988 Soc Sec Number
 Race/Ethnicity (Edit) No Image Available
 State Race/Ethnicity WH:White, not Hispanic
 Federal Designation: 6:White
 Race(s): White
 Hispanic/Latino: N:No
 Race/Ethnicity Determination:
 Birth Country
 Date Entered US Date Entered US School
 Date Entered State School Birth Verification
 Home Primary Language
 Nickname *Effective Date 07/30/2014
 Comments
 - Modified by: Jung, Teri 07/30/2014 11:22

The below fields need to be populated for all students.

Sample2, Student
 Grade: 10 DOB: 10/16/1998 Gender: M

District Assignments School Choice Credentials Overrides Fees ID His
 Demographics **Identities** Households Relationships Enrollments Distri

Save New

Identity Information
 PersonID: 118

*Last Name: Sample2 *First Name: Student Middle Name: Suffix:
 Gender: Male Birth Date (Age: 26): 10/16/1998 Soc Sec Number:
 No Image Available

Race/Ethnicity
 Is the individual Hispanic/Latino? Yes No
 Is the individual from one or more of these races? (check all that apply)
 American Indian or Alaska Native
 Asian
 Black or African American
 Native Hawaiian or Other Pacific Islander
 White
 State Primary Race: WI: White, not Hispanic
 Race/Ethnicity Determination:
 01: Parent Identified
 02: Self Identified
 03: Observer Determined
 04: Unknown
 Date Entered: US Date Entered OS School:
 Data Entered State Birth Verification:

Is the student Hispanic? yes/no

If the student is multi-racial, check all that apply.

This field will auto populate based upon the data entered above.

Enter how the RaceEthnicity Determination was made. If the parents/guardian of the student refuses to self-identify, it will be the district's responsibility to us "Observer Identification"

If a parent/guardian of a student refuses to self-identify the race/ethnicity of the student, it is the district's responsibility to use the Observer Determined Identification method to determine the race/ethnicity of the student. The Observer Determined Identification method includes the district staff using their best judgement as to what the correct race/ethnicity of the student is. This is then what is recorded in Infinite Campus.

RACE/ETHNICITY DESIGNATION FOR ALTERNATIVE INSTRUCTION/HOME SCHOOL STUDENTS

If an Alternative Instruction/Home School student is dually enrolled in the public-school district for any classes, then the Alternative Instruction/Home School student's correct race/ethnicity must be reported on the student's Identities Tab like every other student. If the parent/guardian of the Alternative Instruction/Home School student refuses to self-identify the race/ethnicity of the student, it is the district's responsibility to use the Observer Determined Identification method to determine the race/ethnicity of the Alternative Instruction/Home School student.

SOCIAL SECURITY NUMBERS

While it is not required, the Department of Education continues to encourage districts to report the student's Social Security Number (SSN) within Infinite Campus. The SSN number is used as matching criteria for the ACT match and for matches with the Department of Social Services for the Direct Certification process and the Medicaid Administrative Claiming process. When the SSN is available, it provides for a more reliable match, which helps to ensure that school districts get the maximum funding allowed and students receive the benefits they are entitled to.

Within Infinite Campus, the Social Security field is located on the student's Identities Tab located at Census>People>Identities as shown below.

claus, santa
Grade:02 #106232077 DOB:12/25/2000 Gender:M

Demographics | **Identities** | Enrollments | District Employment

Save | New

Identity	Current	Effective Date	Birth Date
claus , santa	X	05/06/2010	12/25/2000

Identity Information

PersonID 340555

*Last Name claus *First Name santa Middle Name Suffix

*Gender Male *Birth Date (Age: 9) 12/25/2000 Soc Sec Number

Enter the SSN and then hit SAVE.

IMMUNIZATIONS

Immunization records are printed on the Board of Regents (BOR) High School transcript. The BOR asked for this enhancement, as they regularly must ask the districts for immunization records. Our suggestion for entering this information is to enter immunizations for the incoming Kindergarten class and for the current seniors. You could then enter two grades a year until you are caught up. This would help to bypass the situation where schools are asked to respond to the BOR for this information on a case-by-case basis.

ENROLLMENT TAB

Much of the information DOE needs to complete its state and federal reporting comes from data fields found on the Enrollment Tab. Below you will find screen shots of the Enrollment Tab along with the required data fields and possible entries highlighted.

The screenshot shows the Enrollment Tab form for a student in the 21-22 Alpena Hi Sch calendar. Key fields and their callouts are as follows:

- Calendar:** 21-22 Alpena Hi Sch
- Schedule (read only):** Main
- *Grade:** 11. Callout: "Enter the appropriate Grade Level, BE SURE you are using the correct grade levels for K1, PK, and EC."
- Class Rank Exclude:** P: Primary
- External LMS Exclude:** (Empty)
- *Start Date:** 08/23/2021. Callout: "The start date is the 1st day that the student receives instruction."
- End Date:** (Empty). Callout: "Last day of attendance."
- State Start Status:** 00: Current Student. Callout: "Use to denote if the student is being promoted or retained."
- State End Status:** A list of exit codes from 01 to 21. Callout: "Indicate whether this is: P-Primary Enrollment, S-Partial - Alternative Instruction/Home School students who are dually enrolling in the public school for a class. These students need to be marked as S- Partial., N-Special Ed Services. Use when a student is attending a private school, but receiving SPED services at the public school. Also, use when placing a student in the SPED/Out of District Placement School." Another callout points to the list: "Definitions for the exit codes are listed below."
- CRDC School of Accountability:** (Empty)
- Future Enrollment:** Next Calendar (Empty)
- State Reporting Fields:**
 - *Resident District:** Alpena 36-1: 36001
 - *Serving (Attending) District:** Alpena 36-1: 36001

GRADE LEVEL - DEFINITIONS:

EC is used when a child is receiving special education services through your district and is **NOT** enrolled in PK or Kindergarten. EC grade level is most often used for children participating in IDEA Part B (ages 3-5) program. However, EC grade level also includes children who are participating in IDEA Part C (ages birth – 3) if identified as “in need of prolonged assistance”. Attendance **IS NOT** required for EC students.

PK is used when a student is attending Preschool. Students must be 3 or older prior to September 1st of the school year. These students are those participating in a preschool curriculum. Attendance **IS** required for PK students.

No Show Box:

This check box **SHOULD NEVER** be used! Using this check box can inadvertently impact the first point of entry into the 9th grade which is used to determine graduation rates. If you have a student who was enrolled the previous school year but who failed to appear for school as expected, the enrollment in the new school year should be deleted. You will also need to update the exit reason on the previous school year's enrollment record.

The following rules apply for summer dropouts. Dropouts count for the year they fail to show up for. For example, a student may have completed the 2020/2021 school year but fails to show up for the 2021/2022 school year. In this case, the school would create a 2021/2022 enrollment record. Both the start AND end dates would be the first day of the 2021/2022 school year and the End Status would be updated to 02-Discontinued education- dropped out.

SERVICE TYPE - DEFINITIONS:

Service Type describes if the enrollment is **Primary (P)**, **Partial (S)**, or **Special Ed Services (N)**.

Primary (P) In most cases, students cannot have multiple primary enrollments. If a student has dual enrollments, the school districts must agree to identify one enrollment as the primary enrollment and the second enrollment as partial. **Dual enrollments CANNOT be split 50/50.** Instead, the split should be 51/49 with the 51% enrollment marked as primary and the 49% enrollment marks as partial. The exception to this rule is when a student has an enrollment in one of the 12 facilities (ex: JDC) as allowed in Administrative Rule 24:17:03:05. If this is the case, both enrollments would be allowed to have the service type marked as Primary (P).

*Please note: ONLY enrollments marked as Primary (P) are pulled into the Assessment system and are identified as students in grades 3 – 8 and grade 11 who are to be tested for Accountability purposes.

Partial (S) A student's enrollment should be marked as Partial (S) if the student is enrolled 49% or less in the public-school district. **Alternative Instruction/Home School students who are dually enrolling in the public school for a class need to be marked as S-Partial.**

Special Ed Services (N) A student's enrollment should be marked as Special Ed Service (N) if the student is attending a private school but is receiving SPED services at the public-school district. You will also use this code for those students who are placed in a SPED/Out of District Placement school.

END STATUS – DEFINITIONS:

01: Expelled, didn't return to any school - The action of the school board that terminates a pupil's membership in school for not more than 12 consecutive months.

02: Discontinues education – dropped out (any student that is under the compulsory age of 18). This is used if a student is under age 18 and (1) the student/parent indicate that they are dropping out or (2) if the student does not show for the school for 15 consecutive school days. Dropouts count for the year they fail to show up for. For example, a student may have completed the 2020/2021 school year but fails to show up for the 2021/2022 school year. In this case, the school would create a 2021/2022 enrollment record. Both the start AND end dates would be the first day of the 2021/2022 school year and the End Status would be updated to 02-Discontinued education-dropped out.

03: In-state School Transfer - Transferring from your district to another SD district.

04: Student graduated - A student who has attained sufficient credits to receive a regular high school diploma. This end status code can only be used for students who are enrolled in the 12th grade.

****DO NOT** mark your 8th grade graduates as graduates.

****DO NOT** mark your special education students who plan to continue receiving services until the age of 21 as graduates. You should use the End Status Code of 11: Student Continues for these students. Once a student is marked as a graduate, that student is not eligible to receive services until age 21 nor is the district eligible to receive State Aid for these students.

****DO NOT** mark your foreign exchange students as graduates as chances are they did not meet the criteria to obtain a regular high school diploma in SD. If they are returning to their home country, you should use the End Status Code of 08: Out of State School Transfer.

****DO NOT** mark Alternative Instruction/Home School students as graduates if they are completing Alternative Instruction/Home School course work. If the Alternative Instruction/Home School student is dually enrolled in your district, you should use the End Status Code of 16: Home School Completer on the S-Partial Enrollment record. If the Alternative Instruction/Home School student is more than 50% enrolled in your district, you can mark the student as a graduate on the student's P-Primary enrollment record.

05: Student Died

06: Committed to institution - Student is being served at: SD Human Services Center or the State Penitentiary.

07: Reached maximum age for special ed - 21 years of age.

08: Out of state School Transfer - Student moving out of state.

09: Colony student > Grade 8 - Religious exemption

10: Student retained

11: Student continues

12: Persistently Dangerous Transfer – Only to be used if your public school has been designated as a Persistently Dangerous School and the student is choosing to transfer to a different school due to this designation.

13: School Improvement Transfer

14: Home School Transfer - Student leaving public school and transferring to Alternative Instruction/Home School.

15: Suspended - The exclusion of a pupil from a class or classes for not more than 90 days.

16: Home School Completer - Student completes their Alternative Instruction/Home School course work. This is used if a student is receiving Alternative Instruction/Home School through the 12th grade. Since they do not receive a regular high school diploma, this code indicates they are completing their Alternative Instruction/Home School program.

17: Discontinued education – completed GED - A student is considered a drop out until they have received their GED. When a student is pursuing a GED, districts have a three-step process to follow:

- First, his/her enrollment in the high school should end with an end status of either “02: Discontinued Education – Drop out” or “18: Discontinued education” depending on the age of the student.
- Second, a new enrollment should be created to indicate that the student enrolled to get a GED. These two steps may need to be entered multiple times depending on how long it takes the student to earn their GED.
- Third, once a GED is attained, the last enrollment record can be ended with the end status code of “17: Discontinued education – completed GED”. This end status code should not be used prior to the student actually completing the GED.

18: Discontinued education - Exceeds compulsory age (18 years of age).

19: Continues – Complete IEP team modified Course requirements – Students with disabilities whose requirements differed to those required for all students. These students may participate in graduation ceremonies, but the students are not considered graduates for reporting purposes and are still eligible to receive services.

20: Discontinued education – Completed IEP team modified course requirements – These students would be coded *03- Continues – Completed IEP team modified course requirements* (in the Special Education fields in Infinite Campus) at the end of a school year but then dropped out and didn’t continue education during the next year without completing the regular graduation requirements. This code should be used to end the record that rolled forward.

21: Aged Out – Completed IEP team modified course requirements - These students will have been previously coded as *03- Continues – Completed IEP team modified course requirements* (in the Special Education fields in Infinite Campus) until the end of the fiscal year in which they turned 21 when this code is used to end their record.

The screenshot shows the 'State Reporting Fields' form with the following fields and callout boxes:

- *Resident District:** Andes Central 11-1: 11001. Callout: Resident District of the student.
- *County:** Charles Mix. Callout: County where student lives. This information is forwarded to the Office of School & Public Lands and is used for funding purposes. Make sure this information is correct.
- Citizenship:** 1: US Citizen. Callout: Your options are: 1. US Citizen, 2. Foreign Exchange Student, 3. Immigrant.
- *Serving (Attending) District:** Wagner Community 11-4: 11004. Callout: District where the student is attending.
- Enrollment Status:** O: Open Enrollment. Callout: When the Resident and Serving School districts are not the same you **MUST** enter an Enrollment Status to indicate who is responsible for the tuition of the student. Possible enrollment status codes are listed below: B: Placed and Paid by Tribal, C: Contracting Student, E: Paid for by Auxiliary Placement, G: Whole Grade Sharing, J: Placed and Paid by Corrections, M: Parentally Placed in Private School, O: Open Enrollment, P: Tuition Paid by District, R: Residential Placement Paid by DOE, T: Tuition Paid by Other, W: Tuition Waived.
- *Percent Enrolled:** 100. Callout: You **MUST** enter the % the student is enrolled in your school district. If the student is 100% enrolled - enter the digits 100. **DO NOT** use decimal points. If the student is dually enrolled in more than one school district, one of the enrollments must be greater than 50%.
- Student Directory Information:** Yes: Allowed to share information. Callout: DOE is assisting districts in complying with SDCL 13-28-50 in sending lists of students in grades 7 - 12 with their addresses to the Board of Regents and the Technical Institutes. This box is defaulted to Yes: Allowed to share information. If the parents have indicated that the school district cannot share this information, the default needs to be changed to NO: Do NOT share information.

CITIZENSHIP BOX

Be sure all your students have the correct citizenship status reflected for their particular situation.

- 1: US Citizen – the student is a citizen of the United States.
- 2: Foreign Exchange Student – the student is not a citizen of the United States but is participating in a foreign exchange program and is attending your school.
- 3: Immigrant – The term immigrant children and youth means individuals who:
 - Are aged 3 through 21;
 - Were not born in any State; and
 - Have not been attending one or more schools in any one or more States for more than 3 full academic years. “Three full academic years: = cumulative”. A student can only be considered an immigrant for three full academic years for the Title III funding purposes.
 - Please note the term “immigrant “ as used in Title III is not related to an individual’s legal status in the United States.

ENROLLMENT STATUS – DEFINITIONS

The Enrollment Status field is used to identify how the student came to your school and who is financially responsible for the student. If the Resident and Attending districts are the same, typically there is no need to complete this field. However, **D: Persistently Dangerous** refers to the rare case when a student switches schools as described at <http://doe.sd.gov/ofm/sdof.aspx>. **A: School Choice** is no longer a valid option.

B: Placed and Paid by Tribal

- Used primarily by BIE schools
- In few cases, public schools could use the code if the student is attending a residential treatment program operated by public school districts but paid for by the tribe.

C: Contracting Student

- Use if your district contracts students to another school district (in-state or out-of-state) due to the fact that the student(s) cannot be served in district because a school does not exist (Example: Big Stone School District does not have a high school) or use if your district receives students from a contracting district.

E: Paid for by Auxiliary Placement

- Use when the student is placed by the Department of Social Services. Resident district for students with E code must be either Custody of the State (90090) or DSS Aux Placement (68302).
- If the student is a Foster Child placed with a family in your school district, this Enrollment Status code SHOULD NOT be used. A Foster Child should be coded as any other resident student in your school district.

G: Whole Grade Sharing

- Refer to SDCL 13-15-31. All school districts shall adopt the contract or agreement no later than February 1st of the school year proceeding the school year for which the agreement will take effect. The Department of Education must approve the agreement for whole grade sharing.

J: Placed and Paid by Corrections

- Use when the student is placed by the Department of Corrections. Resident district for students with J code must be either Custody of State (90090) or Department of Corrections (49321).

M: Parentally Placed in Private School

- Use when the student is attending a private school paid for by the parent.

O: Open Enrollment

- Use when a student lives in one South Dakota school district but chooses to attend another South Dakota school district.
- Use for “cross-border” enrollments with North Dakota and Minnesota.
- If the student changes address during the school year that results in a change in their resident district, then the previous enrollment must be ended and a new enrollment entered with the updated resident district and the correct county of residency. In addition, Open Enrollment does not apply to students who are homeless and remain in the school of origin after moving to a different district.
- PK students CANNOT be coded as Open Enrolled.

P: Tuition Paid by District

- Use when the resident district is paying for the student’s placement in another school district/facility.
- Use for an Iowa student enrolling in South Dakota.

R: Residential Placement Paid by DOE

- Use for students placed in one of the below facilities for whom DOE is paying the tuition for their placement. This Enrollment code can only be used for non-IEP students.
 - Plankinton – Aurora Plains Academy
 - Huron – Our Home ASAP
 - Mitchell – Abbott House
 - Parkston – Our Home
 - Spearfish – Spearfish Academy at Canyon Hills (Elementary and High School)
 - Sioux Falls – Summit Oaks Residential
 - Wellfully

T: Tuition Paid by Other

- Use for students attending the School for the Deaf in Harrisburg & Brandon Valley
- Use for a South Dakota student enrolling in Iowa. (This pertains to Alcester-Hudson & Elk Point-Jefferson only).
- If the student’s tuition is being paid by an outside entity, such as a foundation or a program.
- PK non-resident students attending a public school and tuition is charged. “T: Tuition Paid by Other” is needed as PK students cannot have the enrollment status of “O: Open Enrollment”.

W: Tuition Waived

- This code is used for students attending the School for the Blind.
- PK non-resident students attending a public school and no tuition is charged. “W: Tuition Waived” is needed as PK students cannot have the enrollment status of “O: Open Enrollment”.

ENROLLMENT % CHANGES DURING THE SCHOOL YEAR

During the course of the school year a student's enrollment percentage may change. A student may add a class, drop a class, or their resident district may have changed, etc. In order for Average Daily Membership (ADM) to be calculated correctly, it is important to maintain a history of all enrollment records with the different enrollment percentages.

When a change occurs, the original enrollment record must be ended (using Exit Code 11: Student continues) as the end status and a new enrollment record created with the new enrollment percentage. In order to maintain the schedule and attendance information, it is important to create the new enrollment first before ending the old enrollment. The creation of the new enrollment record is required to maintain the history of the student's enrollment records through the school year.

ALTERNATIVE INSTRUCTION/HOME SCHOOL STUDENTS

Due to substantial changes made by the 2021 SD Legislature to SDCL 13-27, parents/guardians will be able to submit their Alternative Instruction/Home School notification through the new Alternative Instruction Notification/Home School online system.

When parents/guardians enroll their students in Alternative Instruction/Home School via the new Alternative Instruction Notification/Home School online system, the district's Business Manager and Main Infinite Campus contact will be notified by an automatically generated email when a family chooses your district as their "Resident District". A separate email will be generated for each student that is reported.

Parents/guardians are encouraged to utilize the new online system. However, there may be times when a parent/guardian will choose to submit the Alternative Instruction/Home School notification in paper form to the district. If a notification form is initially submitted to a school district, the district must complete the notification and provide the parent/guardian with a final copy as proof of notification. A copy of the notification must then be sent to the Department of Education (attn: Carol Uecker). If the department receives the initial notification, the department will complete the form and provide the parent/guardian a final copy as proof of notification and share a copy with the school district. All notifications must be kept confidential.

For questions regarding Alternative Instruction/Home School, contact Carol Uecker at (605) 773-4771.

****Remember, the enrollments of Alternative Instruction/Home School students in Infinite Campus should be as follows:**

ALTERNATIVE INSTRUCTION/HOME SCHOOL STUDENTS						
SERVICES PROVIDED BY THE DISTRICT	Educational Services	SPED Services	Athletics	Fine Arts	Other Activities	No Services
District may enter a student record in Infinite Campus	Required	Required	Optional	Optional	Optional	No

OPEN ENROLLMENT

If a student is wanting to Open Enroll into your district, be sure to adhere to all procedures outlined on the DOE website at: <https://doe.sd.gov/openenrollment.aspx>

If at any time during the school year, a student who is Open Enrolled has a change of address which results in a change in their resident district, the previous enrollment record must be ended and a new enrollment record established to identify the student’s current resident school district and correct county of residency. This must be correct to ensure proper payment of State and County Apportionment funding (both are based on the resident district and/or county rather than serving district).

Preschool students cannot be Open Enrolled. If you have a PK student coming into your district from another school district for preschool, you will need to use the Enrollment Status code of either T – Tuition Paid by Other or W – Tuition Waived depending on whether or not the district charges for preschool.

OPEN ENROLLMENT FOR ALTERNATIVE INSTRUCTION/HOME SCHOOL STUDENTS

Decisions around Open Enrollment for Alternative Instructions/Home School students is still being reviewed. All guidance in this area will be posted to the Alternative Instruction/Home School DOE website at: <https://doe.sd.gov/oatq/homeschooling.aspx>.

CROSS BORDER ENROLLMENT AGREEMENTS

The South Dakota Department of Education has negotiated enrollment agreements with three bordering states: North Dakota, Minnesota and Iowa. Copies of these agreements can be found on the DOE website: <http://doe.sd.gov/ofm/openenrollment.aspx>.

Our agreements with both North Dakota and Minnesota are “open enrollment” type programs and allow students to choose cross border attendance. Once approved by the receiving school district, the eligible students are allowed to enroll in the neighboring state without the permission or any financial obligation of their resident district. Students are counted for funding purposes in the state in which they are enrolled. The reconciliation process of counting how many students come and go from each state is determined by the State Education agencies. Only students whose resident district is a “contiguous/bordering” school district, (ie: touching the state line boundary), are eligible for this “cross border-open enrollment” arrangement. This is a requirement for both a SD district and a ND or MN district. For student reporting purposes please see the below examples:

MN or ND student enrolling in SD

Resident district	99086
Attending district	25003
Enrollment status	“O” open enrolled
% of day enrollment	100%

SD student enrolling in MN or ND

Resident district	25003
Attending district	99085 or 99086
Enrollment status	“O” open enrolled
% of day enrollment	100%

Our agreement with Iowa is not an “open enrollment” type agreement. This agreement sets a standard and uniform amount of tuition to be paid by DOE for each student that may be placed out of district/state by their resident district. This agreement does not allow for students to move freely between South Dakota and Iowa. **Only eligible students from the SD districts of Alcester-Hudson and Elk Point-Jefferson are included in this agreement.** All other SD districts that border IA must agree to the placement and pay tuition to the Iowa school district. If you have questions about whether a student is eligible for our agreement with Iowa please contact Bobbi Leiferman at 773-5407.

IA student enrolling in SD

Resident district:	99087
Attending district:	61001
Enrollment status:	“P” tuition paid by district
% of day enrollment:	100%

SD student enrolling in IA *(Alcester-Hudson & Elk Point-Jefferson students ONLY)*

Resident district:	61001
Attending district:	99087
Enrollment status:	“T” tuition paid by other
% of day enrollment:	100%

SD student enrolling in IA *(All other students)*

Resident district:	Student’s SD resident district
Attending district:	99087
Enrollment status:	“P” tuition paid by district
% of day enrollment:	100%

Overlapping enrollments are permissible for up to 90 consecutive days according to South Dakota Administrative rule 24:17:03:05 if the student is dually enrolled at any of the following entities:

Short Term Group Care

1. **Keystone Treatment Center – Canton – 41001**
2. **Chief Gall Alternative – Adolescent Treatment Center – 06901**
3. **Our Home Rediscovery – Huron – 02002**
4. **ARISE Shelter Care – Sioux Falls – 49005**
5. **Summit Oaks Day Program – Sioux Falls – 49005**
6. **Wellfully – Rapid City - 51004**

JDC's (Juvenile Detention Centers)

1. **Aberdeen JDC – 06001**
2. **Huron JDC – 02002**
3. **Pierre JDC – 32002**
4. **Rapid City JDC – 51004**
5. **Sioux Falls JDC – 49005**
6. **Wanbli Wiconi Tipi (Todd County) JDC - 66001**

Resident District – is to keep the student enrolled at 100% with the Service Type field marked as P: Primary. The resident district needs to track how long the student is placed at the Short Term Group Care or JDC facility and must drop the student at the resident district on the 91st consecutive school day if the student is still attending the Short Term Group Care or JDC facility.

Attending District – will create an enrollment record showing their district as both the Resident and the Serving/Attending district for the period in which the student is attending the Short Term Group Care or JDC facility. The Percent Enrolled field should be marked as 100% and the Service Type field should be marked as P: Primary.

***This will allow for State Aid to be paid to both the Resident and the Attending District if the student is dually enrolled in both districts on the last Friday in September.

ENROLLMENTS OF STUDENTS OF ACTIVE DUTY MILITARY PERSONNEL

According to SDCL 13-28-9 if the parent or guardian of a child is transferred to or is pending transfer to a military installation within the state while on active military duty pursuant to an official military order, the child meets the residency requirement for free school privileges in the school district in which the parent or guardian resides or will reside. For the purposes of this section, a military installation is a base, camp, post, station, yard, center, or other installation under the jurisdiction of the United States Department of Defense.

Once notified by the parent or guardian that their child/children will be attending your school district once their move is complete, the district will enter an enrollment record(s) in Infinite Campus even though the student(s) is not yet officially attending school in your district. The reason for this is to provide for a seamless transition for these students and it also helps these military families establish necessary residency in order to help secure military housing. In these situations, the district will enter an enrollment record with the Percent Enrolled listed at 0%. Once the student is present and begins attending school, the original 0% enrollment record will be closed and a new record created with the correct Percent Enrolled entered into Infinite Campus.

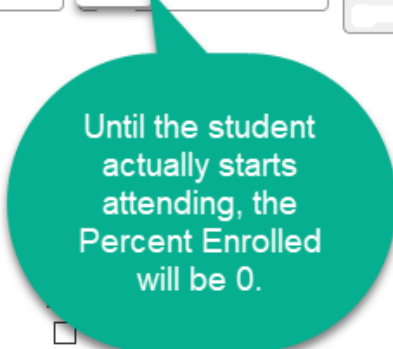
Enrollment Record of Military student while pending transfer

State Reporting Fields

*Resident District Douglas 51-1: 51001	*County Meade	Citizenship 1: US Citizen
*Serving (Attending) District Douglas 51-1: 51001	Enrollment Status [Empty]	*Percent Enrolled 0

Gifted N: No
504 Plan
Transportation Category [Empty]

State Exclude
First Year In Country
Student in Foster Care
Student of Active Military Parent



Until the student actually starts attending, the Percent Enrolled will be 0.

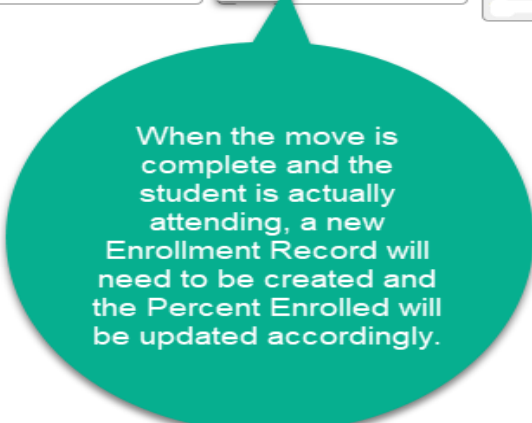
Enrollment Record of Military student once transfer is complete

State Reporting Fields

*Resident District Douglas 51-1: 51001	*County Meade	Citizenship 1: US Citizen
*Serving (Attending) District Douglas 51-1: 51001	Enrollment Status [Empty]	*Percent Enrolled 100

Gifted N: No
504 Plan
Transportation Category [Empty]

State Exclude
First Year In Country
Student in Foster Care
Student of Active Military Parent



When the move is complete and the student is actually attending, a new Enrollment Record will need to be created and the Percent Enrolled will be updated accordingly.

According to SDCL 13-33-23.1, if the parent/guardian of a student is ordered to transfer to a military installation in South Dakota pursuant to a military order, the student is eligible, upon issuance of the order, to be registered and enrolled with a state-approved distance learning provider by the school district in which the parent or guardian will reside.

STUDENTS IN FOSTER CARE & STUDENTS OF ACTIVE MILITARY PARENT

Due to Every Student Succeeds Act (ESSA) requirements, Foster Care and Active Military Parent can be found on the State Reporting Fields section in Infinite Campus.

The screenshot shows the 'State Reporting Fields' form in Infinite Campus. The form is divided into several sections. At the top, there are dropdown menus for 'Resident District' (Andes Central 11-1: 11001), '*County' (Charles Mix), and 'Citizenship' (1: US Citizen). Below these are fields for '*Serving (Attending) District' (Wagner Community 11-4: 11004), 'Enrollment Status' (O: Open Enrollment), '*Percent Enrolled' (100), and 'Absent Days'. There are also checkboxes for 'Gifted' (N: No), '504 Plan', and 'Unaccompanied Youth'. A section for 'Homeless Status' has a dropdown menu. Below that are checkboxes for 'State Exclude' and 'First Year In Country'. A section for 'Student Directory Information' has a dropdown menu set to 'Yes: Allowed to share information'. There is a 'Title 1' section with a dropdown menu and a calendar icon. At the bottom, there are checkboxes for 'Title 1 Reading', 'Title 1 Supporting Guidance', 'Title 1 Social Science', 'Title 1 Science', 'Title 1 Vocational', 'Title 1 Health/Dental/Eye Care', and 'Title 1 Math'. A red oval highlights the checkboxes for 'Student in Foster Care' and 'Student of Active Military Parent'.

Student in Foster Care School - Districts do not need to worry about updating this field. The DOE obtains a file from the Department of Social Services and works with Infinite Campus to flag each Foster Care student on a biannual basis. If a student is flagged as a Foster Care student, they are to retain this status for the entire school year even if their living arrangements change during the school year.

Student of Active Military Parent – It is the responsibility of the school district to collect this information from the family. The definition of an “Active Duty Military Parent” includes a parent who is a member of the Armed Forces on active duty. “Armed Forces” means the Army, Navy, Air Force, Marine Corps, and Coast Guard. This also includes full-time members of the National Guard Reserve. Students whose parent(s) are in the National Guard and who have been ACTIVATED and DEPLOYED are to be considered a Student of Active Military Parent. This information can be collected at the beginning of the school year during the enrollment process however, the district needs to be aware that this can change throughout the school year. If there is an Activation and Deployment of a National Guard unit in your area, this may impact several the district’s students and the impacted students need to be flagged accordingly. Once the student has been flagged, they are to retain this status for the entire school year even if their parent returns home from deployment.

DIRECTORY INFORMATION BOX – FOR STUDENTS IN GRADES 7 -12 ONLY

To assist the South Dakota Board of Regents and South Dakota Technical Colleges with the Proactive Admissions process and to assist districts with compliance to SDCL 13-28-50, the below Student Directory Information box was added to Infinite Campus. The box will automatically default to Yes- Allowed to share information as it is felt that most parents will not object to this sharing of information. **IF you have a parent who has indicated that the school district is not allowed to disclose the student’s information to the SD BOR or the SD TI’s without their**

prior written consent, it is the SCHOOL DISTRICT'S RESPONSIBILITY to change the designation in this box to **NO: DO NOT** share information with SD-BOR/SD-TI's.

Student Directory Info 7-12 ONLY

Yes: Allowed to Share Information with SD-BOR/SD-TI's ▼
No: Do Not Share Information with SD-BOR/SD-TI's
Yes: Allowed to Share Information with SD-BOR/SD-TI's

ENROLLMENTS FOR JUMP START SCHOLARSHIP

For a student to be eligible for the Jump Start Scholarship, the student must graduate from high school in three academic years. Districts still need to progress the student through all grade levels (9, 10, 11 and 12) and the progressions should occur as the credits are earned. A student should not be exited from a high school with a 04: (student graduated) when their enrollment record shows that they are an 11th grader, as they must progress through all grade levels within three academic years.

ENROLLMENTS FOR STUDENTS WHO ARE 100% ENROLLED IN ONLINE COURSES THROUGH SD VIRTUAL SCHOOL (SDVS)

For enrollment/state-aid purposes, these students who are 100% enrolled in online courses through SDVS provider(s), are treated like every other student in the district. For school districts agreeing to participate in these alternative education programs, the district is agreeing to be accountable for these students in **all capacities** just like every other student in their district. To be counted as a student enrolled at 100% for State Aid Fall Enrollment, the student needs to be enrolled in five classes and have logged into at least one of the five courses prior to the end of the day on the last Friday in September. **Attendance is REQUIRED for all students enrolled in online courses.** The Attendance policy is a local decision. In addition to attendance, the school district is responsible for annual standardized testing, providing SPED services, Title I services, etc. These online students will be included in all Accountability determinations for the school and district that they are enrolled in. For those districts accepting Open Enrolled students into these alternative education programs, all normal open enrolled paperwork must be completed and on file.

SD VIRTUAL SCHOOL (SDVS) AND INFINITE CAMPUS

1. Students participating in online programs must have an enrollment record in Infinite Campus in the calendar (elementary, middle school, & high school) in the school that the student will be attached to. As noted previously, you can create a separate calendar to house these online students, if you wish.
2. The student will be coded as 100% enrolled.
3. This will be considered the student's Primary enrollment.
4. These students MUST be tested. You will need to work directly with the DOE Assessment Office to ensure all testing requirements are met.
5. **Attendance is required.**

ENROLLMENT RECORD OF A STUDENT WHO IS A RESIDENT WITHIN YOUR SCHOOL DISTRICT AND PARTICIPATING IN ONLINE COURSES FROM SDVS

Kennedy, Marilyn K
Grade:05 #117181864 DOB:10/16/2001 Gender:F

Summary | Enrollments | Flags(formerly Programs) | Assessment | Behavior | Graduation | Records Transfer | Accountability

Save X Delete Print Enrollment History New

General Enrollment Information

Calendar: 12-13 Hot Springs Elem
Schedule (read only): Main
*Grade: 05
Class Rank Exclude:

*Start Date: 08/20/2012
No Show:
End Date:
End Action:
*Service Type: P: Primary

Start Status: 00: Current Student
End Status:

Start Comments:
End Comments:

Future Enrollment
Next Calendar:
Next Schedule Structure:

State Reporting Fields

*Resident District: Hot Springs 23-2: 23002
*County: Fall River
Citizenship:

*Serving (Attending) District: Hot Springs 23-2: 23002
Enrollment Status:
*Percent Enrolled: 100
Absent Days:

Homeless Status:
Transportation Category:

State Exclude
 First Year In Country
 Migrant Indicator
 Assessment Exemption

Title 1
*
 Title 1 Reading
 Title 1 Supporting Guidance
 Title 1 Social Science
 Title 1 Science
 Title 1 Vocational
 Title 1 Health/Dental/Eye Care
 Title 1 Math

All fields highlighted in Yellow MUST BE completed on the Enrollment Record.
If the student is a Special Education student, the appropriate SPED fields must also be completed.

ENROLLMENT RECORD OF A STUDENT WHO IS OPEN ENROLLING INTO YOUR SCHOOL DISTRICT TO PARTICIPATE IN ONLINE COURSEWORK THROUGH SDVS

Kennedy, Marilyn K
Grade:05 #117181864 DOB:10/16/2001 Gender:F

Summary | Enrollments | Flags(formerly Programs) | Assessment | Behavior | Graduation | Records Transfer | Accountability

Save X Delete Print Enrollment History New

General Enrollment Information

Calendar: 12-13 Hot Springs Elem
Schedule (read only): Main
*Grade: 05
Class Rank Exclude:

*Start Date: 08/20/2012
No Show:
End Date:
End Action:
*Service Type: P: Primary

Start Status: 00: Current Student
End Status:

Start Comments:
End Comments:

Future Enrollment
Next Calendar:
Next Schedule Structure:

State Reporting Fields

*Resident District: Arlington 38-1: 38001
*County: Kingsbury
Citizenship:

*Serving (Attending) District: Hot Springs 23-2: 23002
Enrollment Status: O: Open Enrollment
*Percent Enrolled: 100
Absent Days:

Homeless Status:
Transportation Category:

State Exclude
 First Year In Country
 Migrant Indicator
 Assessment Exemption

Title 1
*
 Title 1 Reading
 Title 1 Supporting Guidance
 Title 1 Social Science
 Title 1 Science
 Title 1 Vocational
 Title 1 Health/Dental/Eye Care
 Title 1 Math

All fields highlighted in Yellow MUST BE completed on the Enrollment Record.
If the student is a Special Education student, the appropriate SPED fields must also be completed.

VIRTUAL SCHOOLS

Some districts have been approved via DOE's Educational Structure process to have a stand-alone full virtual school. Examples of approved full virtual schools include: Wessington Springs Cyber Elementary, Wessington Springs Cyber Middle School, Wessington Springs Cyber High School, Oglala Lakota County Virtual High School, Chester Area Cyber School, Parkston Virtual School, Northwestern Cyber High School and Elk Mountain Virtual High School. These schools have been approved to enroll students through their district who are participating in

South Dakota’s Virtual School program, including APEX, BHOLL, DIAL, High Plains Alternative, and NSU E-Learning. The responsibilities of the district remain the same. Districts are accountable for these students in **all capacities** just like every other student in their district. This means students must be enrolled as of the last Friday in September and logged into at least one of the five courses for the school district to count the student as a 100% enrolled student for State Aid Fall Enrollment. **Attendance is REQUIRED for all students enrolled in online courses.** The Attendance policy is a local decision. In addition to attendance, the school district is responsible for annual standardized testing, providing SPED services, Title I services, etc. Each virtual school(s) will receive its own Accountability Report Card determination. For districts accepting Open Enrollment of students into their virtual school(s), all normal open enrolled paperwork must be completed and on file.

ENTERING VIRTUAL SCHOOL COURSES INTO INFINITE CAMPUS

As a reminder: For all courses that are offered via the South Dakota Virtual School, please use the same course title/code as if the course is being offered in-district.

There are two fields that need to be completed to ensure that the course is designated as a virtual option. The first field is a drop-down menu that asks you to select if the course is online. Select “Yes.” The second field is a drop-down menu that asks you to select the provider from which the course is offered. Please select the appropriate provider. Virtual School Course titles and codes are the same as regular courses and you need to be sure to enter the correct State Course Code.

The screenshot shows the 'Transcript Course Editor' form. The 'Online Learning' field is set to 'Y: Yes' and the 'Online Course Provider' is set to '3: DIAL'. Red callouts provide instructions: 'Be sure to enter the correct State Course Code' points to the 'State Code' field (01003); 'Indicates that this is an online course.' points to the 'Online Learning' field; and 'Select the appropriate provider from the drop down list.' points to the 'Online Course Provider' field.

*School Year	Grade	NCES Grade	District No.	School No.	School Name
2017-2018	11		36002	92	Wessington Springs High School C

*Course Number	Course Name	State Code
01003	English III, S1	01003

Current Score	Change Score	GPA Weight	GPA Value	Unweighted GPA Value
B-		1.0000	3.0000	

Repeat Course	Online Learning	Online Course Provider	Percent	GPA Max	Bonus Points
<input type="checkbox"/>	Y: Yes	3: DIAL		4.0000	

CREATING A COURSE SCHEDULE FOR STUDENTS TAKING COURSES FROM SDVS

It is **highly recommended** that schools enter the student’s schedule into Infinite Campus.

TITLE I

If your district is receiving Title I funding, you will need to update each school's Program Participation information in Infinite Campus. The pathway to do so is: System Administration>Resources>School.

This is where you are going to indicate what kind of Title I program you have at each of your schools in your district. This is also where you will indicate if you are a Title III district.

If your school is a **School-Wide** Title I school, you do not need to update the Title I fields on the Enrollment Tab for each student in Infinite Campus. The DOE will provide the list of School-Wide Title I schools to Infinite Campus and they will flag each student as receiving Title I services.

If your school is a **Targeted Assistance** Title I school, **it is the school's responsibility** to update the Title I fields on the Enrollment Tab for each of the students in all your schools who are receiving Title I services.

If your school is a **Targeted Assisted Title I** school you will need to update these fields and also indicate the Title I Services the student is receiving by placing a check mark in all applicable boxes.

When a student transfers from one district to another or from one school to another school within the district, the Title I status does not transfer. It is the responsibility of the receiving school to update these fields.

HOMELESS (MCKINNEY-VENTO ELIGIBLE)

Every district is required to have a McKinney-Vento Liaison to assist children and youth and their families who may be McKinney-Vento eligible. The liaison determines who qualifies.

The McKinney-Vento Act

(A) means individuals who lack a fixed, regular, and adequate nighttime residence (42 USC §§11431-11435, 2001);
and

(B) includes--

(i) children and youths who are sharing the housing of other persons due to loss of housing, economic hardship, or a similar reason; are living in motels, hotels, trailer parks, or camping grounds due to the lack of alternative adequate accommodations; are living in emergency or transitional shelters; or are abandoned in hospitals;

(ii) children and youths who have a primary nighttime residence that is a public or private place not designed for or ordinarily used as a regular sleeping accommodation for human beings;

(iii) children and youths who are living in cars, parks, public spaces, abandoned buildings, substandard housing, bus or train stations, or similar settings; and

(iv) migratory children (as such term is defined in section 1309 of the Elementary and Secondary Education Act of 1965) who qualify as homeless for the purposes of this subtitle because the children are living in circumstances described in clauses (i) through (iii).

After identification by the liaison, designate the student as homeless in Infinite Campus.

Possible Secondary Identification - Unaccompanied

Nearly all homeless students will be living with a parent or guardian. However, districts may identify a homeless student who is living without a parent or guardian; the student may be identified as “unaccompanied”.

The Act defines unaccompanied youth as, “a youth not in the physical custody of a parent or guardian” (42 USC §11434a(6), 2001). This includes youth who are residing with a caregiver who does not have legal guardianship and youth who are living on their own.

Age Restrictions - The McKinney-Vento Act includes no program-specific age requirements to qualify as an unaccompanied homeless youth. If a youth is eligible for K-12 public education in South Dakota, he or she may be enrolled and served as an unaccompanied homeless youth.

Begin/End Dates

The liaison will have a “begin” date or the date the student was identified. The date should be recorded in Campus. Likewise, should a student become permanently housed that date should be entered as the “end” date. (The student continues to receive services until the end of the school year.) For a student who remains homeless all school year, enter the end date as the last day of school.

Ensuring Accurate Data

The district liaison should check Infinite Campus for a list of students identified to ensure it is correct. Don't wait until the last day of school to check on students. Remember DOE collects data on all students so, if a student was identified and then left your district, the student remains on your list as an identified.

The screenshot shows the 'Homeless Editor' interface in Infinite Campus. On the left is a navigation menu with 'Program Participation' > 'Homeless' selected. The main area has tabs for 'Homeless', 'Unaccompanied Youth', 'Homeless Served', 'Start Date', and 'End Date'. Below the tabs are fields for 'Homeless' (dropdown menu), 'Unaccompanied Youth' (checkbox), and 'Homeless Served' (checkbox). There are also fields for '*Start Date' and 'End Date'. Three callout boxes provide instructions: 1. 'If the student has been identified as homeless by the Homeless Liaison in your district, the appropriate housing situation needs to be identified here.' 2. 'For a student to qualify as an "Unaccompanied Youth" the student must lack a fixed, regular and adequate nighttime residence, and not be in the physical custody of a parent or guardian.' 3. 'Districts now need to document the date the student was determined homeless.'

504 STUDENTS

If you have students who are on a 504 Plan, you will need to check the appropriate box below. To be eligible under 504, a student must be determined to: (1) have a physical or mental impairment that substantially limits one or more major life activities; or (2) have a record of such an impairment; or (3) be regarded as having such an impairment. Once a student is determined eligible, they should have a written plan to document eligibility and services to be provided.

DOCUMENTED HEARING LOSS

Hearing Loss - Districts have the responsibility to identify and report any students with hearing loss. There is a check box on the enrollment record under state reporting. This applies to all students, birth to 21 years of age.

It does not require testing. If a student has a documented hearing loss (audiological report) of 35 db or more regardless of whether they have an IEP or 504 plan, then the box will be checked.

There is a canned report under SD State Reporting named "Documented Hearing Loss Extract" that you will be able to verify the students that you have indicated have a Hearing Loss. You must have rights to this report to run it.

The screenshot shows a form with several checkboxes. The 'Documented Hearing Loss' checkbox is circled in red. Below it is a 'Transportation Category' dropdown menu. Further down are checkboxes for 'State Exclude', 'Student in Foster Care', 'Migrant Indicator', 'First Year in Country', 'Student of Active Military Parent', and 'Assessment Exemption'. A mouse cursor is hovering over the 'Student of Active Military Parent' checkbox, and a tooltip is visible below it with the text 'Modified By: j... Date: 05/15/2021 15:11:00 0500'.

MIGRANT STUDENTS

The DOE Migrant office provides a file in the Fall and another in the Spring that are submitted to Infinite Campus to flag all students identified as a migrant.

FIRST YEAR IN COUNTRY

A special exemption is granted for students who are EL (English Learner) and in their first year of enrollment in the United States. The criteria to be considered First Year in Country is:

1. Must be an identified EL student.
2. Have been enrolled in a school in one of the 50 states in the United States or the District of Columbia for less than 12 months.
3. Must participate in ACCESS for ELL 2.0 English language proficiency assessment if enrolled during the testing window.
4. If the student arrives after the ACCESS of ELLs 2.0 testing window, then the student must participate in the WIDA Screen assessment.

If the student meets the above criteria, then the student is exempted from participating in the South Dakota English Language Arts Assessment, however, the student is required to participate in Math and Science. Scores are not included in Accountability. If the student meets the criteria for First Year in Country, you will need to check the appropriate box below.

Gifted
N: No

504 Plan

Transportation Category

State Exclude

Student in Foster Care

Migrant Indicator

First Year In Country

Student of Active Military Parent

Assessment Exemption

EL (ENGLISH LEARNER)

CREATING AN EL RECORD

Index>Census>People>Demographics

1. Ensure the Home Primary Language and Date Entered US School fields are populated on the student's Demographics tab.
2. Home Primary Language: To be identified as EL the "Home Primary Language" field must be selected as a language other than English. The list of language codes can be found at: https://doe.sd.gov/title/documents/ELA_langs.pdf.
3. What is a Home Primary language defined as? A home primary language is another language other than English that is spoken in the home. This information is obtained from the Home Language Survey.

Quest, Hadji J BHOLL

Grade: 11 #133419746 DOB: 01/08/1997 Gender: M

District Assignments School Choice Credentials Overrides Fees ID H

Demographics Identities Households Relationships Enrollments Dis

Save Delete Person Summary Report Demographics Data

Person Information

PersonID 85

*Last Name Quest *First Name Hadji Middle Name J Suffix

*Gender Male *Birth Date (Age: 18) 01/08/1997 Soc Sec Number

Race/Ethnicity (Edit) No Image Available

State Race/Ethnicity: WH:White, not Hispanic

Federal Designation: 6:White

Race(s): White

Hispanic/Latino: N:No

Race/Ethnicity Determination:

Birth Country

Date Entered US Date Entered US School

Date Entered State School Birth Verification

Home Primary Language SPA: Spanish; Castilian

Nickname

Enter the date entered the United States

Enter date first entered US School

Select the Home Primary Language

4. On the EL Tab: Index>Student Information>Program Participation>English Learners (EL) you will need to select a Program Status. This value indicates the student's current EL status and is based on the student's KG WIDA Screener scores. This value indicates the student's current EL status.

- EL - Student is currently receiving EL services.
 - Exited EL - Student has exited the EL program.
 - Pending - Student has been identified as possibly needing EL services by the school but no formal EL determination has been conducted.
 - Not EL - The student is not eligible/does not require an EL program.
5. If the student has taken a placement test (KG WIDA Screener) and was deemed eligible for EL services, enter the Identified Date. This date should reflect the date the student took the test and was identified as eligible for EL services.
 6. If the student is eligible and currently receiving EL services, you can enter the Expected Exit Date. (This is not a required field). This is the date the student is expected to exit the EL program. Remember that EL students are expected to reach English language proficiency within five to seven years of instruction in the EL program.
 7. If the student took the placement test (KG WIDA Screener test), enter the Parent Notified date. The Parent Notified date is the date the student's parents were notified of screener results and whether the student is deemed eligible for services or not. A parent notification letter must be shared with parents within the first 30 calendar days of the beginning of the school year or within two weeks of enrolment during the school year. You can find a sample notification letter at <http://doe.sd.gov/title/el.aspx>.
 8. Parents have the right to deny services; however, if identified as an EL student, the student will need to participate in the ACCESS for ELLs 2.0. If the parents declined services, mark the Parent Declined checkbox. This is an annual process.
 9. Enter KG WIDA screener scores in Comments section. Also, enter any comments about the student's EL record.
 10. Select the Save button.

→ Teri Jung

▼ Student Information

- General
- Counseling
- Academic Planning
- ▼ Program Participation
 - English Learners (EL)**
 - Homeless
 - Programs
 - Custom Programs
- Health
- Medicaid
- PLP
- Response to Intervention
- Special Ed
- Student Locator
- Reports
- ▼ Census
 - My Data
 - Staff Request Processor
 - People
 - Households

EL EL Assessments EL Services EL Accommodations

Save Delete

Active EL Record

*Program Status: EL

Identified Date: 09/29/2014

Expected Exit Date: []

Program Exit Date: []

Exit Reason: []

First Year Monitoring: []

Second Year Monitoring: []

Third Year Monitoring: []

Fourth Year Monitoring: []

Parent Notified: []

Parent Declined:

Parent Declined Date: []

Comments: []

- Modified by: Jung, Teri 01/06/2015 08:28

Census Information

**To update read only fields, please go to Census->People->Identities

Home Primary Language: KAR: Karen languages

First Entered US School: 09/22/2014

Birth Country: No Data Available

Enter the Program Status

Enter the date the student was identified as needing EL services.

Districts are not to enter an exit date. The DOE will submit a file to IC with a list of students who have tested proficient. IC will then enter an exit date on the EL tab.

EXITED EL

1. Exited EL student refers to students who have met South Dakota's exit criteria on the ACCESS for ELLs 2.0 English language proficiency assessment.

2. To exit a student from EL status, the student must obtain an Overall Proficiency Level of 5.0 or higher on the ACCESS for ELLs 2.0 Assessment.
3. DOE submits a file to Infinite Campus with a list of students who are deemed proficient on the ACCESS for ELLs 2.0 English language proficiency assessment. Infinite Campus will exit all students from the EL program and will populate an Exit Date on their EL tab.
4. The Exited date record will calculate:
 - First Year Monitoring-A read-only field calculated exactly one year from Program Exit Date
 - Second Year Monitoring-A read-only field calculated as exactly two years from the Program Exit Date.
 - Third Year Monitoring-A read-only field calculated as exactly three years from the Program Exit Date.
 - Fourth Year Monitoring-A red-only field calculated as exactly four years from the Program Exit Date.
5. LEAs are required to monitor Exited EL students for two consecutive years after the student has tested proficient on the ACCESS for ELLs 2.0 assessment. LEAs are responsible for evaluating the progress made by children in meeting challenging State academic content and student academic achievement **standards** for each of the two years after the student is no longer receiving EL services.
6. If we are only required to monitor Exited students for two years, why does it populate for four years? The reason for this is that under ESSA, LEAs are required to report on the achievement of Exited EL students for four years.

Program Status	Exited EL
Identified Date	08/23/2010
Expected Exit Date	
Program Exit Date	06/30/2016
Exit Reason:	
First Year Monitoring:	06/30/2017
Second Year Monitoring:	06/30/2018
Third Year Monitoring:	06/30/2019
Fourth Year Monitoring:	06/30/2020
Parent Notified	
Parent Declined	No
Comments:	

EL RE-ENTRY

Index>Student Information>Program Participation>EL

Exited EL students are to be monitored for two consecutive years after testing proficient in English. School districts are responsible for evaluating the progress made by children in meeting challenging State academic content and student academic achievement standards for each of the two years after the student is no longer receiving services. Items such as a teacher referral, a parent referral, test scores and mainstream classroom success might indicate a need to discuss the possibility that the student needs to be re-integrated into the EL program.

If the school district has determined that the student is still struggling due to a language barrier, then the school district may re-enter the student back into the EL program. The student would need to enter the program the same way they entered the very first time. The school district would need to administer the screener test again.

EL EL Assessments EL Services
Save Delete Documents

Active EL Record
*Program Status Exited EL **Re-Enter**

Identified Date 09/12/2017
Expected Exit Date
Program Exit Date 12/18/2017
Exit Reason 1: Exited EL - Reached Proficiency

First Year Monitoring: 12/18/2018
Second Year Monitoring: 12/18/2019
Third Year Monitoring: 12/18/2020
Fourth Year Monitoring: 12/18/2021
Parent Notified
Parent Declined
Parent Declined Date
Comments

The following screen will display when clicking the Re-Enter button.

EL EL Assessments EL Services EL Accommodations
Save Delete Documents

Creating a new record will historically store the current record. Historical records cannot be edited. To continue, click OK. To go back to the current record, click Cancel.

OK Cancel

Program: 12/18/2017
Exit Date:
Exit Reason: 2: Exited EL - No to EL Modification

After clicking OK, the following screen will appear. You will need to complete the required fields to re-enter the student back into the EL program.

Mozilla Firefox
https://issuetest80174.infinitecampus.com/campus/stu

*Program Status
Identified Date
Expected Exit Date
Program Exit Date
Exit Reason
Parent Notified
Parent Declined
Parent Declined Date
Comments

Title III

If your district is operating a Title III program in any of your schools the Title III check box in the District set up must be checked. Being a Title III district means you receive your own Title III grant, or you are part of a South Dakota Statewide Title III consortium. System Administration>Resources>District Information.

The screenshot displays the 'District Information' page in Infinite Campus. On the left, a navigation menu includes 'System Administration' and 'Resources', with 'District Information' highlighted. The main content area features a 'District Editor' tree view listing various schools, with 'Aberdeen 06-1' selected. To the right, the 'Aberdeen 06-1 (06001) District History' form is open, showing 'Operational Status' and 'Program Participation' sections. The 'Title III' checkbox in the 'Program Participation' section is checked and circled in red. The form also shows 'McKinney-Vento' with an unchecked checkbox and a modification timestamp of '05/22/2018 00:05'.

TRANSFER OF STATE REPORT FIELDS

A process is in place on the South Dakota District Edition of Infinite Campus that transfers several State Reporting fields on the student's enrollment when an individual student transfers within South Dakota. We have defined the process as to which state reporting elements transfer/do not transfer in the below scenarios.

1. **Same Year, same district:** during the same school year, a student re-enrolls in a school or transfers to a different school that is part of the same district. (e.g. student in 2019/2020 school year at Aberdeen District drops out of Central HS and re-enrolls during the 2021/2022 at Central HS, or student in 2021/2022 school year at Aberdeen District C.C. Lee Elementary transfers to Aberdeen District Simmons Elementary in 2021/2022).
2. **Same year, different district:** during the same school year a student transfers to a different district that is part of South Dakota schools on Infinite Campus. (e.g. student in 2021/2022 school year at Aberdeen District C.C. Lee Elementary transfers to Pierre District Jefferson Elementary in 2021/2022).
3. **Different year, same district:** during the next school year a student enrolls or transfers to a different school that is part of the same district. (e.g. student in the 2020/2021 school year at Aberdeen district drops out of Central HS and re-enrolls during 2021/2022 at Central HS, or a student in the 2020/2021 school year at Aberdeen District C.C. Lee Elementary transfers to Aberdeen District Simmons Elementary in 2021/2022). Only data from the school year directly before the current year will transfer.

4. **Different year, different district:** during the next school year, a student transfers to a different district that is part of the SD schools on Infinite Campus. (e.g. student in the 2020/2021 school year at Aberdeen District C.C. Lee Elementary transfers to Pierre District Jefferson Elementary for the 2021/2022 school year) Only data from the school year directly before the current year will transfer.

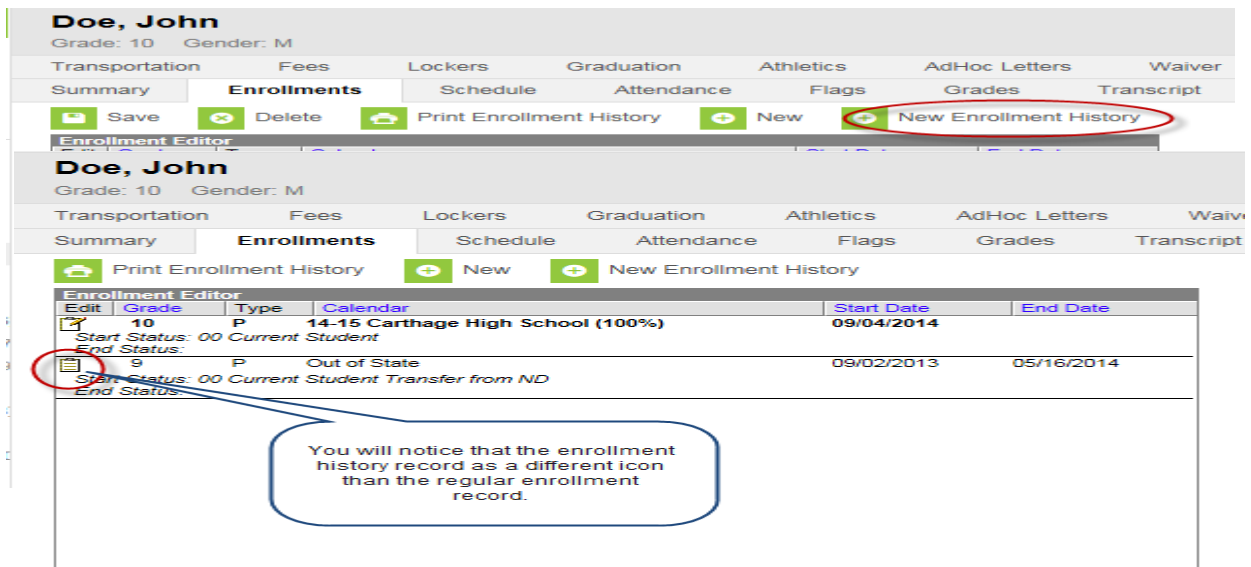
Below are the fields from the State Reporting section of the student enrollment tab that transfer/do not transfer in certain scenarios. The appropriate DOE Program Office has determined the transfer/do not transfer status based on the four transfer scenarios outline above.

- **Citizenship Status**
 - Same year, same district: TRANSFER
 - Same year, different district: TRANSFER
 - Different year, same district: DO NOT TRANSFER
 - Different year, different district: DO NOT TRANSFER
- **Gifted Status**
 - Same year, same district: TRANSFER
 - Same year, different district: TRANSFER
 - Different year, same district: TRANSFER
 - Different year, different district: TRANSFER
- **504 Plan - checkbox**
 - Same year, same district: TRANSFER
 - Same year, different district: TRANSFER
 - Different year, same district: TRANSFER
 - Different year, different district: TRANSFER
- **Hearing Loss Indicator**
 - Same year, same district: TRANSFER
 - Same year, different district: TRANSFER
 - Different year, same district: TRANSFER
 - Different year, different district: TRANSFER
- **Student in Foster Care – checkbox**
 - Same year, same district: TRANSFER
 - Same year, different district: TRANSFER
 - Different year, same district: DO NOT TRANSFER
 - Different year, different district: DO NOT TRANSFER
- **Migrant Indicator – checkbox**
 - Same year, same district: TRANSFER
 - Same year, different district: DO NOT TRANSFER
 - Different year, same district: DO NOT TRANSFER
 - Different year, different district: DO NOT TRANSFER
- **First Year in Country – checkbox**
 - Same year, same district: TRANSFER
 - Same year, different district: TRANSFER
 - Different year, same district: DO NOT TRANSFER
 - Different year, different district: DO NOT TRANSFER

- **Student of Active Military Parent – checkbox**
 - Same year, same district: TRANSFER
 - Same year, different district: TRANSFER
 - Different year, same district: DO NOT TRANSFER
 - Different year, different district: DO NOT TRANSFER
- **Student Directory Information**
 - Same year, same district: TRANSFER
 - Same year, different district: DO NOT TRANSFER
 - Different year, same district: DO NOT TRANSFER
 - Different year, different district: DO NOT TRANSFER
- **Title I – Current: Date, Yes/No, All Title 1 checkboxes**
 - Same year, same district: DO NOT TRANSFER
 - Same year, different district: DO NOT TRANSFER
 - Different year, same district: DO NOT TRANSFER
 - Different year, different district: DO NOT TRANSFER

CREATING AN ENROLLMENT HISTORY

To populate the graduation tab with the first point of entry into 9th grade for a student who transfers in from an Out-of-State school, a BIE school or a Private school, or from Rapid City or Brandon Valley, you will need to create an enrollment history. First you will need to use the Student Locator and enroll the student. Once you have done that, you will open the enrollment record and click on “New Enrollment History”.



The screenshot shows the 'Enrollment Editor' for John Doe, Grade 10, Gender: M. The 'Enrollments' tab is active, and the 'New Enrollment History' button is circled in red. Below the enrollment history table, a callout box points to a 9th grade enrollment record with a different icon, stating: "You will notice that the enrollment history record as a different icon than the regular enrollment record."

Grade	Type	Calendar	Start Date	End Date
10	P	14-15 Carthage High School (100%)	09/04/2014	
Start Status: 00 Current Student				
9	P	Out of State	09/02/2013	05/16/2014
Start Status: 00 Current Student Transfer from ND				
End Status:				

Once you have saved the record, you will see a 9th grade enrollment for your student. If you look closely, you will notice that the icon on the enrollment history is different than the regular enrollment. This tells you that you created an enrollment history.

If you go to the students Graduation tab, you will see that it has been populated with the first point of entry and the cohort year has also been populated.

Doe, John
 Grade: 10 Gender: M

Summary	Enrollments	Schedule	Attendance	Flags	Grades	Transcript
Transportation	Fees	Lockers	Graduation	Athletics	AdHoc Letters	Waiver

Save

The following fields can only be filled out once a student has entered 9th grade:

- Date First Entered the 9th Grade
- NGA Cohort End Year
- NCLB Cohort End Year

Enrollment History Data

Graduation Detail: Carthage 48-2 (48002)

General Graduation Information

Diploma Date:

Diploma Type:

Diploma Period:

Date First Entered the 9th Grade:

NGA Cohort End Year:

NCLB Cohort End Year:

Post Grad Location:

Post Grad Plans:

The first point of entry in to 9th grade and the cohort year has been populated.





























8TH GRADERS TAKING 9TH GRADE COURSES

8th graders should only have one enrollment record. This should be a primary enrollment in the middle school as an 8th grader.

Enrollment Editor						
Edit	Grade	Type	Calendar	Start Date	End Date	
	08	P	Fillmore Middle School 10-11	07/07/2010		
<i>Start Status: 00 Last year, public school, same district</i>						
<i>End Status:</i>						
	07	P	09-10 Fillmore Middle School	08/12/2009	06/04/2010	
<i>Start Status: 00 Last year, public school, same district</i>						
<i>End Status: 01 Change in grade level</i>						
	06	P	08-09 Fillmore Middle School	09/02/2008	06/01/2009	
<i>Start Status: 00 Last year, public school, same district</i>						
<i>End Status: 01 Change in grade level</i>						

****No 9th grade enrollment exists****

Student's schedule should include all courses taken at the middle school and/or any courses taken at the high school.

	Term Q1 (09/09/10-10/01/10)	Term Q2 (10/02/10-10/31/10)	Term Q3 (11/01/10-11/30/10)	Term Q4 (12/01/10-06/01/11)
1	8000-1 8th Grade Math Conway, Carol 	8000-1 8th Grade Math Conway, Carol 	8000-1 8th Grade Math Conway, Carol 	8000-1 8th Grade Math Conway, Carol 
2	8001-1 8th Grade Reading Bell, Caroline 	8001-1 8th Grade Reading Bell, Caroline 	8001-1 8th Grade Reading Bell, Caroline 	8001-1 8th Grade Reading Bell, Caroline 
3	8002-1 8th Grade Writing Letchford, Carol 	8002-1 8th Grade Writing Letchford, Carol 	8002-1 8th Grade Writing Letchford, Carol 	8002-1 8th Grade Writing Letchford, Carol 
4	8003-1 8th Grade Science Alderson, Chris 	8003-1 8th Grade Science Alderson, Chris 	8003-1 8th Grade Science Alderson, Chris 	8003-1 8th Grade Science Alderson, Chris 
5	9009-1 HS Algebra Ellis, Celia 	9009-1 HS Algebra Ellis, Celia 	9009-1 HS Algebra Ellis, Celia 	9009-1 HS Algebra Ellis, Celia 
6	8004-1 8th Grade Social Studies Beck, Kelvin 	8004-1 8th Grade Social Studies Beck, Kelvin 	8004-1 8th Grade Social Studies Beck, Kelvin 	8004-1 8th Grade Social Studie Beck, Kelvin 
7	8005-1 8th Grade Art Trollope, Carol 	8005-1 8th Grade Art Trollope, Carol 	8005-1 8th Grade Art Trollope, Carol 	8005-1 8th Grade Art Trollope, Carol 

HS Algebra will show up on the HS Transcript, but a 9th grade enrollment at the high school is not needed. This is causing the incorrect cohort year to populate on the graduation tab.

Follow these steps to replicate this type of scheduling:

1. Create the HS course at the middle school
 - a. Same course number
 - b. Same course name
 - c. Same state code
 - d. Make sure the transcript box is checked
 - e. Make sure the GPA weight box is populated if the course should count towards GPA
2. Create a section of this course with the high school teacher as the primary teacher (teacher of record)
 - a. High school teacher will need a district assignment at the middle school (make sure the teacher box is checked for this assignment)
 - b. High school teacher will need to choose the middle school from the toolbar to grade this student/these students and to take attendance
3. Schedule all pertinent students into this section
4. Make sure the grading task associated with this course has the following:
 - a. Same score group that is being used at the high school
 - b. Same credit amount as the high school
 - c. Same credit type as the high school

Fillmore Middle School Transcript

Tel: (767)777-7777 Fax: (767)767-7997
610 James Burgess Rd, Suwanee, MN 45666

Bakos, Jacob

Student Number: 045460091 Grade: 08
Generated on 04/11/2011 02:12:08 PM Page 1 of 1

Enrollment History

Start	End	Grade	School
09/02/2008	06/01/2009	06	Fillmore Middle School
08/12/2009	06/04/2010	07	Fillmore Middle School
07/07/2010		08	Fillmore Middle School

Transcript Statistics

Cumulative GPA (Weighted)	3.6650
Class Rank	1 of 1
Percentile	0.00%

Student #: 045460091

Current Grade: 08

Birthdate:

Gender: M

Courses Taken 2010-2011 Grade 08

from 0105 Fillmore Middle School

Course	Mark	Weight	Credit
9009 HS Algebra	B+	1.000	0.500
9009 HS Algebra	A	1.000	0.500
Total Credits: 1.000			

Credit Summary

High School	Attempted	Earned
Mathematics	1.000	1.000
Total	1.000	1.000

When the student enters high school, the school name in the upper left-hand corner will update to the high school. The transcript record will identify that the student took this course during his/her 8th grade year, but credits will count toward high school graduation requirements. Districts have the ability to choose whether these marks will affect cumulative GPA by going into System Administration > Calendar > Calendar > Grades (see below).

Grade Level Detail

Name (locked)
08

*Sequence Number
12

*State Grade Level Code
08: Eighth Grade

Standard Day
376

Maximum Membership Days (<= instructional days)

Whole Day Absence (minutes)

Half Day Absence (minutes)

Maximum Approved School Choice Applications
0

Kindergarten Code

Exclude from cumulative GPA/Rank calculations

Exclude from state reporting

Exempt from Assignment

Standard Code (SIF code)

STATE COURSE CODES

The Department of Education has implemented a common course numbering system (State Course Code), which provides consistency in student transcripts across the state. South Dakota utilizes the National Center for Educational Statistics' SCED codes. Districts are required to align all their high school courses to the appropriate State Course Code. If you come across one of your regular high school courses that is not aligned to one of our State Course Codes, you will need to designate the course by using **88888** as the State Course Code. For questions regarding alignment of courses, contact the DOE's Division of Learning and Instruction at 605-773-2490.

The department is only requiring the common course numbering process for high school courses and transcripts. However, the Infinite Campus system will not allow the district to save a K-8 course without a state course code. To accommodate this, the DOE has created the state course code of **Bypass** to be used for all K-8 courses in the Infinite Campus system. When editing an existing K-8 course or entering a new K-8 course into the Infinite Campus system, the district will simply enter the word **Bypass** in the required State Code field. This "Bypass" code is ONLY to be used on K-8 courses. All high school courses must be aligned to the appropriate state course code from the master course code list. The master course code list can be found on the DOE website at: <https://doe.sd.gov/contentstandards/commoncourse.aspx>

Within the Infinite Campus District Edition, there are 2 Validation Reports that can be run to verify that all your courses have an appropriate State Course Code at Index>Data Integrity Tools>Data Validation>Reports>Definition Group Extract. In the Data Validation Group field dropdown box, you will find (1) Courses with Expired State Codes (2) Courses with No State Code. Select the appropriate report that you want to run and click on the Generate Report button.

The screenshot displays the 'Definition Group Extract' tool interface. The left-hand navigation pane shows the path: Index > Search > Definition Group Extract > Data Integrity Tools > Data Validation > Reports > Definition Group Extract. The main content area features a 'Data Validation Group' dropdown menu with the following options: 'Select Group', 'ALL YEAR - Homeless Student Validation', 'Courses with Expired State Codes', and 'Courses with No State Code'. A 'Generate Report' button is located to the right of the dropdown. Two yellow callout boxes provide explanatory text: one points to 'Courses with Expired State Codes' and the other to 'Courses with No State Code'.

This report will identify courses within your Infinite Campus system with a State Course Code that has expired. It is the district's responsibility to update the course to the appropriate State Course Code.

This report will identify courses within your Infinite Campus system with no State Course Code assigned to the course. It is the district's responsibility to update the course with the appropriate State Course Code.

DUAL CREDIT

Dual credit is an opportunity for high school students who meet admissions standards to enroll in postsecondary institutions in South Dakota and simultaneously earn credits for both their high school diploma and postsecondary degree or certificate.

Students can earn dual credit by directly enrolling into a postsecondary institution's coursework. These courses are offered by the postsecondary institution's faculty members, are governed by the postsecondary institution's policies, and follow the postsecondary institution's established processes for admissions, registration, billing, and grade reporting.

Students can choose from many classes, including general education and career and technical education courses. Each of the participating institutions has its own registration process. Local school districts help to facilitate that process and must agree that the dual credit coursework will be recorded on the student's high school transcript and will be used to calculate academic standing.

For Out-of-state Courses:

- If a student is taking a dual-credit course from an out-of-state institution, the district should use the State Course Code of **99999** to designate the dual-credit course on the student's transcript.

For Concurrent Courses:

- College level courses taught by a teacher in your district.
- Courses may or may not be listed on the Dual Credit course offerings on SDMyLife.com.
- If the course is not listed on SDMyLife.com – use the code **99999** to transcribe the course.

For Private College Dual Credit Offerings

- Use the code **99999** to transcribe the course.

DUAL CREDIT COURSES FOR ALTERNATIVE INSTRUCTION/HOME SCHOOL STUDENTS

Alternative instruction families who are interested in enrolling students in the state's reduced tuition dual credit program must have a notification on file with the SD Department of Education and work directly with the department to start the enrollment process for the reduced-cost courses. School districts are not able to enroll alternative instruction students in dual credit courses.

A signed memorandum of understanding (MOU) and registration form must be submitted to the Department of Education to start the enrollment process. These can be accessed through the Alternative Instruction Notification System or by contacting the Department.

After verifying a correct alternative instruction notification, a registration form, and signed MOU are on file, the department will forward the students' registration to the public university or technical college for approval. Once the student meets the admission requirements at the postsecondary institution, he/she can enroll in dual credit courses.

****Remember, the enrollments of Alternative Instruction/Home School students in Infinite Campus should be as follows:**

ALTERNATIVE INSTRUCTION/HOME SCHOOL STUDENTS						
SERVICES PROVIDED BY THE DISTRICT	Educational Services	SPED Services	Athletics	Fine Arts	Other Activities	No Services
District may enter a student record in Infinite Campus	Required	Required	Optional	Optional	Optional	No

For more information regarding Dual Credit please visit: <https://sdmylife.com/prepping-for-college/dual-credit>

Dual Credit courses, contact Amber Rost at amber.rost@state.sd.us or 605-220-6612

Core Content course alignment, contact Jennifer Fowler at Jennifer.Fowler@state.sd.us or 605-280-0990

Technical assistance with Campus, contact Randy Hanson at Randy.hanson@state.sd.us or 605-773-4727

HOW TO TRANSCRIBE DUAL CREDIT COURSES TO THE BOARD OF REGENT’S (BOR) TRANSCRIPT

Districts technically have 2 options to choose from to get the dual credit courses to appear on the student’s BOR Transcript as shown below.

Option #1

- Use the course code editor within Infinite Campus to add each Dual Credit Course into your school’s offerings. (like other state course codes)
- Enroll students like other courses.

Screen Prints showing how the State Course Code flows through the Infinite Campus System when the courses are set up within the Course Code Editor:

Courses Taken 2017-2018 Grade 12										
Course	Standard	Repeat Course	Mark	GPA Value		Bonus	GPA Wt.	Credit/Category	Term	Comments
				weighted	unweighted					
Edit: 035400, English 12 A			83	2.5000			1.0000	0.500 English	1-1	
Edit: 055503, College Biology 101 A			97	5.0000			1.0000	0.500 Science	1-1	
Edit: 075600, Weight Lifting A			99	4.0000			1.0000	0.500 Elective	1-1	
Edit: 99999, Art Appreciation - ARTH-100			100	5.0000			1.0000	0.500 Elective		summer college course
Edit: 99999, College Algebra			93	4.5000			1.0000	0.500 Math		summer college course
Edit: 99999, College Music Appreciation			100	5.0000			1.0000	0.500 Fine Art		college summer course
Edit: 99999, Intro to Spanish 1			93	4.5000			1.0000	0.500 Foreign Language		college course
Edit: 99999, Intro to Geography			90	5.0000			1.0000	0.500 Social Science		college course
Edit: 99999, World History/Western Civilization			95	5.0000			1.0000	0.500 Social Science		
Edit: 99999, Intro to Sociology			90	5.0000			1.0000	0.500 Social Science		college course

The dual credit courses that are entered into IC with the proper state course codes and are tied to the a grading task will flow through the system and transcribe correctly on the BOR transcript.

Transcript Course Editor

*School Year 2017-2018	Grade 12	NCES Grade 12: Grade 12	District No. p9001	School No. 01	School Name Belle Fourche HS
*Course Number 055503	Course Name College Biology 101 A	State Code 03056			
Date 12/20/2017	Actual Term 1	Start Term 1	End Term 1		
Terms Long 1	Calendar Terms 2	Term Start Date 08/21/2017	Term End Date 12/20/2017		
Current Score 97	Change Score	GPA Weight 1.0000	GPA Value 5.0000	Unweighted GPA Value	
Repeat Course <input type="checkbox"/>	Online Learning	Online Course Provider	Percent 97.44	GPA Max 5.0000	Bonus Points
Task/Standard Code	Technology N/A	Status N/A			
Standard Number	Standard Name				
Comments					

Total Credits: 7.000

Courses Taken 2017-2018 Grade 12

Course	Mark	Weight	Credit
01052 English 12 A	83	1.0000	0.500
03056 College Biology 101 A	97	1.0000	0.500
08005 Weight Lifting A	99	1.0000	0.500
Art Appreciation - ARTH-100	100	1.0000	0.500
College Algebra	93	1.0000	0.500
College Music Appreciation	100	1.0000	0.500
Intro to Spanish 1	93	1.0000	0.500
Intro to Geography	100	1.0000	0.500
World History/Western Civilization	93	1.0000	0.500
Intro to Sociology	100	1.0000	0.500

Total Credits: 5.000

A DC course with the state course codes

Option #2

- Use the transcript tab in Infinite Campus and add the course after the student has completed the course.

We know Option #1 is a lot of work and can become cumbersome when dual-credit courses change from year to year therefore, if districts decide to go with Option 2, that is perfectly ok but you need to realize this requires a 2 - step process to get the State Course Code on the BOR transcript.

Screen Prints showing the extra step that districts must complete in order to transcribe the course directly to the BOR transcript. (when the dual credit course IS NOT set up within the Course Code Editor):

Courses Taken 2017-2018 Grade 12											
	Course	Standard	Repeat Course	Mark	GPA Value		Bonus	GPA Wt.	Credit/Category	Term	Comments
					weighted	unweighted					
Edit	HIST-257 (DC), Early Amer Indian Hist/Culture (DC)			A	4.0000			1.0000	0.500 Social Studies		Dual Credit
Edit	MATH-102, College Algebra (DC)			A	4.0000			1.0000	0.500 Math		Dual Credit
Edit	POLS-141, Governments of the World (DC)			B	3.0000			1.0000	0.500 Social Studies		Dual Credit
Edit	043060, Government			A	4.0000			1.0000	0.500 Social Studies	1-2	
Edit	061041, German IV			A	4.0000			1.0000	0.500 World Languages	1-2	
Edit	125000, Homeroom				4.0000			0.0000	0.000 Non-Academic	1-4	
Edit	170031, CTE Building Trades				1.0000			2.0000	1.000 Elective	1-2	

This example shows a district who has decided not to enter the dual credit courses in to their master course list. They have chosen to manually enter the dual credit courses. In doing this, you will need to complete one more step in order for the state course code to appear on the BOR transcript.

Transcript Course Editor

*School Year: 2017-2018 | Grade: 12 | NCES Grade: | District No.: 02002 | School No.: 01 | School Name: High School

*Course Number: HIST-257 | Course Name: Early Amer Indian Hist/Culture (DC) | State Code: [Redacted]

Date: | Actual Term: | Start Term: | Calendar Terms: | Term Start Date: |

Current Score: A | Change Score: | Online Learning: | Online Course Provider: | Status: N/A

Repeat Course: | Task/Standard Code: | Standard Number: | Standard Name: |

Comments: Dual Credit

Transcript Credit

Earned: 0.5 | Attempted: 0.5 | Credit Name: -Social Studies | Credit Rollup Overflow Override: |

Add Transcript Credit

You will need to enter the state course code of HIST-257 for it to appear on the BOR transcript.

Courses Taken 2017-2018 Grade 12

Course	Mark	Weight	Credit
04151 Government	A	1.0000	0.500
06204 German IV	A	1.0000	0.500
Homeroom	A	0.0000	0.000
17003 CTE Building Trades	A	2.0000	1.000
Early Amer Indian Hist/Culture (DC)	A	1.0000	0.500
College Algebra (DC)	A	1.0000	0.500
Governments of the World (DC)		1.0000	0.500

An example of the BOR transcript where the state course code is not entered.

Without entering the State Course Code on the previous screen, the code will not appear on the BOR transcript like it needs to.

When transcribing dual credit courses, it is essential that you use the right coding and the codes be entered exactly! For all South Dakota BOR/Technical Institutes Dual Credit Courses, the State Code is a "alpha code" such as BIOL-103 and WLD-114. **(letters-dash-numbers) – NO SPACES**. Names can be abbreviated. Codes are found at <http://sdmylife.com/educators/advanced-education-opportunities>.

Semester	Subj	Course#	Institution
Fall 2017	BIOL	103	DSU
Fall 2017	AB	110	BIOL-103

INDUSTRY-RECOGNIZED CREDENTIALS

To meet the requirements of the South Dakota High School Graduation Advanced Career Endorsement a student must earn at least one industry-recognized credential. If the student is meeting the requirements of the endorsement through coursework in an approved CTE program (either in part or in full), the credential must be from the same cluster as the student's coursework.

How should districts record industry-recognized credentials on the transcripts?

- Districts must note students' industry-recognized credentials on transcripts of students earn the Advanced Career Endorsement. Industry-recognized credentials should be recorded only after students have earned credentials.
- We do encouraged districts to note industry-recognized credentials for all students on a transcript.

State Approved Industry-Recognized Credentials

<https://doe.sd.gov/cte/industry.aspx>

Common Course Numbers for Industry Recognized Credentials

<https://doe.sd.gov/contentstandards/commoncourse.aspx>

Districts will first need to set up a score in their High School Score Group in Infinite Campus. The pathway to do this is: Grading & Standards>Score Groups & Rubrics. How you set up your Scoring for Industrial-Recognized Credentials is a District decision.

ABSOLUTE MINIMUM FIELDS REQUIRED TO SAVE AN INDUSTRY-RECOGNIZED CREDENTIAL

Donut, Dunkin
Grade: 10 #137993723 DOB: 04/04/2002 Gender: M

Behavior Transportation Fees Lockers Graduation Athletics AdHoc Letters Waiver Records

Summary Profile Enrollments Schedule Attendance Flags Grades **Transcript** Credit Sumr

Save Save & Add Another New

Transcript Course Editor

*School Year: 2017-2018 Grade: 10 NCES Grade: District No.: 48002 School No.: 01 School Name: Carthage High School

*Course Number: 50022 Course Name: First Aid/CPR State Code: 50022

Date: Actual Term: Start Term: End Term:

Terms Long: Calendar Terms: Term Start Date: Term End Date:

*Score: Repeat Course: Online Learning: Online Course Prov'd: Value: Bonus Points:

Task/Standard Code: Technology: N/A Status: N/A

Standard Number: Standard Name:

Comments:

Transcript Credit

Earned: 0 Attempted: 0 Credit Name: Credit Rollup Overflow Override:

Add Transcript Credit

The fields highlighted in YELLOW are the absolute minimum fields that must be entered on this screen to get the Industry Recognized Credential to appear on the BOR transcript. Be sure to hit SAVE after entering the needed information.

BOR TRANSCRIPT

District Name: Carthage 48-2
 Carthage High School Official Transcript
 School CEEB Code: School Code: 01 Tel: (605)111-1111

Donut, Dunkin
 Student Number: 137993723 Grade: 10
 Generated on 08/24/2018 08:17:08 AM Page 1 of 1

Enrollment History

Start	End	Grade	School
08/22/2016	05/19/2017	09	Carthage High School
08/21/2017		10	Carthage High School

Student #: 137993723
 State ID: 137993723
 Diploma Date:
 Diploma:
 Current Grade: 10
 Birthdate: 04/04/2002
 Gender: M

Vaccination History

Type	Dose	Date	Dose	Date	Dose	Date	Dose	Date	Dose	Date	Dose	Date
------	------	------	------	------	------	------	------	------	------	------	------	------

Courses Taken 2017-2018 Grade 10

Course	Mark	Weight	Credit
01001 English Language Arts I	A+	1.0000	0.500
02052 Algebra I	B+	1.0000	0.500
50020 EMT-Basic			0.000
50022 First Aid/CPR			0.000
50036 OSHA 10 Hour Safety Certification-Agricultural			0.000
50039 Pharmacy Technician Seminar			0.000
A&S-100 A&S-100 First Year	A	1.0000	0.500
Total Credits:			1.500

GRADUATION REQUIREMENTS/ENDORSEMENTS

South Dakota's current requirements for graduation were passed by the Board of Education Standards on July 16, 2018. Those requirements are outlined in South Dakota Administrative Rule 24:43:11. The requirements include a base of required coursework and the ability for students to earn advanced endorsements on top of that base. The requirements are designed to provide flexibility for students to meet their postsecondary and career aspirations within a framework of general requirements.

Starting with the 2020/2021 school year, districts MUST indicate on the student's GRAD Tab in Infinite Campus if a student has earned one or more of the three Graduation Endorsements.

There is a canned report under SD State Reporting named "Graduation Data Extract" that will list the Graduation Endorsement that a student has earned. You must have rights to this report to run it.

Graduation Endorsements
 *Endorsements
 X [Dropdown Menu]
 Add Graduation Endorsement

Gr [Dropdown Menu]
 1: Advanced Endorsement
 2: Advanced Career Endorsement
 3: Advanced Honors Endorsement
 X [Dropdown Menu]
 Add Graduation Endorsement

ADVANCED ENDORSEMENT

Summary Enrollments Flags Assessment Behavior **Graduation** Reco

Save Edit State Graduation Record Publish State Graduation Records

The following fields can only be filled out once a student has entered 9th grade:
 Date First Entered the 9th Grade
 NGA Cohort End Year
 NCLB Cohort End Year

State Graduation Record —

Earliest Grade 9 Enrollment Information Modified Date: 12/01/2016

Grade 9 Date 08/14/2014	NCLB Cohort Year 2018	District Number 66001	District Name Todd County 66-1
-----------------------------------	---------------------------------	---------------------------------	--

Graduation Detail: Agar-Blunt-Onida 58-3 (58003) —

General Graduation Information —

Diploma Date:

Diploma Type:

Diploma Period:

Date First Entered the 9th Grade: 08/25/2014

NGA Cohort End Year: 2018

NCLB Cohort End Year: 2018

Post Grad Location:

Post Grad Plans:

St **1: Advanced Endorsement**
 2: Advanced Career Endorsement
 3: Advanced Honors Endorsement

ADVANCED ENDORSEMENT REQUIREMENTS <i>Indicates a student has pursued coursework consistent with entrance requirements for postsecondary education at a university.</i>	
4 UNITS OF LANGUAGE ARTS must include: <ul style="list-style-type: none"> • Writing: 1 unit • Speech or Debate: .5 unit • Literature: 1 unit (must include .5 unit American Literature) • Language Arts electives: 1.5 units 	1 UNIT OF FINE ARTS
3 UNITS OF MATHEMATICS must include: <ul style="list-style-type: none"> • Algebra I: 1 unit • Geometry: 1 unit • Algebra II: 1 unit 	½ UNIT OF PERSONAL FINANCE or ECONOMICS
3 UNITS OF SCIENCE must include: <ul style="list-style-type: none"> • Biology: 1 unit • Other Lab Sciences: 2 units 	½ UNIT OF PHYSICAL EDUCATION
3 UNITS OF SOCIAL STUDIES must include: <ul style="list-style-type: none"> • U.S. History: 1 unit • U.S. Government: .5 unit • Social Studies electives: 1.5 units 	½ UNIT OF HEALTH or HEALTH INTEGRATION
1 UNIT OF ANY COMBINATION of the following: <ul style="list-style-type: none"> • Approved Career & Technical Education • Capstone Experience • World Language 	5 ½ UNITS OF ELECTIVES

ADVANCED CAREER ENDORSEMENT

Summary Enrollments Flags Assessment Behavior **Graduation** Records

Save Edit State Graduation Record Publish State Graduation Records

The following fields can only be filled out once a student has entered 9th grade:
 Date First Entered the 9th Grade
 NGA Cohort End Year
 NCLB Cohort End Year

State Graduation Record —

Earliest Grade 9 Enrollment Information Modified Date: 12/01/2016

Grade 9 Date 08/14/2014	NCLB Cohort Year 2018	District Number 66001	District Name Todd County 66-1
----------------------------	--------------------------	--------------------------	-----------------------------------

Graduation Detail: Agar-Blunt-Onida 58-3 (58003) —

General Graduation Information —

Diploma Date:

Diploma Type:

Diploma Period:

Date First Entered the 9th Grade: 08/25/2014

NGA Cohort End Year: 2018

NCLB Cohort End Year: 2018

Post Grad Location:

Post Grad Plans:

St 1: Advanced Endorsement
 2: **Advanced Career Endorsement**
 3: Advanced Honors Endorsement

ADVANCED CAREER ENDORSEMENT REQUIREMENTS <i>Indicates a student has career experience in a concentrated area, based on academic and/or workplace experience and a related credential.</i>	
4 UNITS OF LANGUAGE ARTS must include: • Writing: 1 unit • Speech or Debate: .5 unit • Literature: 1 unit (must include .5 unit American Literature) • Language Arts electives: 1.5 units	1 UNIT OF FINE ARTS
3 UNITS OF MATHEMATICS must include: • Algebra I: 1 unit • Mathematics electives: 2 units	½ UNIT OF PERSONAL FINANCE or ECONOMICS
3 UNITS OF SCIENCE must include: • Biology: 1 unit • Science electives: 2 units (a state-approved computer science course may be used as 1 unit elective)	½ UNIT OF PHYSICAL EDUCATION
3 UNITS OF SOCIAL STUDIES must include: • U.S. History: 1 unit • U.S. Government: .5 unit • Social Studies electives: 1.5 units	½ UNIT OF HEALTH or HEALTH INTEGRATION
2+ UNITS OF ANY COMBINATION of the following: • Approved Career & Technical Education units from the same career cluster OR • Capstone Experience AND Attainment of an industry-recognized credential or National Career Readiness Certificate of Silver or higher	4 ½ UNITS OF ELECTIVES

ADVANCED HONORS ENDORSEMENT

Summary Enrollments Flags Assessment Behavior **Graduation** Recd

Save **Edit State Graduation Record** **Publish State Graduation Records**

The following fields can only be filled out once a student has entered 9th grade:
 Date First Entered the 9th Grade
 NGA Cohort End Year
 NCLB Cohort End Year

State Graduation Record

Modified Date: 12/01/2016

Earliest Grade 9 Enrollment Information

Grade 9 Date: 08/14/2014 NCLB Cohort Year: 2018 District Number: 65001 District Name: Todd County 66-1

Graduation Detail: Agar-Blunt-Onida 58-3 (58003)

General Graduation Information

Diploma Date:

Diploma Type:

Diploma Period:

Date First Entered the 9th Grade: 08/25/2014

NGA Cohort End Year: 2018

NCLB Cohort End Year: 2018

Post Grad Location:

Post Grad Plans:

St:
 1: Advanced Endorsement
 2: Advanced Career Endorsement
 3: **Advanced Honors Endorsement**

ADVANCED HONORS ENDORSEMENT REQUIREMENTS			
<i>Indicates a student has pursued advanced rigorous, academic coursework consistent with §13-55-3.1 (High school course requirements for opportunity scholarship eligibility).</i>			
All high school coursework completed with a "C" or higher			
4 UNITS OF LANGUAGE ARTS must include: <ul style="list-style-type: none"> • Writing: 1.5 units • Speech or Debate: .5 unit • Literature: 1.5 unit (must include .5 unit American Literature) • Language Arts electives: .5 unit 	1 UNIT OF FINE ARTS	3 UNITS OF SOCIAL STUDIES must include: <ul style="list-style-type: none"> • U.S. History: 1 unit • U.S. Government: .5 unit • World History: .5 unit • Geography: .5 unit • Social Studies electives: .5 unit 	½ UNIT OF HEALTH or HEALTH INTEGRATION
4 UNITS OF MATHEMATICS must include: <ul style="list-style-type: none"> • Algebra I: 1 unit • Geometry: 1 unit • Algebra II: 1 unit • Advanced Mathematics: 1 unit (details at sdos.sdbor.edu/require/require.html) 	½ UNIT OF PERSONAL FINANCE or ECONOMICS	2 UNITS OF ANY COMBINATION of the following: <ul style="list-style-type: none"> • Approved Career & Technical Education OR • Modern or Classical Language (including American Sign Language); must be in the same language 	2 ½ UNITS OF ELECTIVES
4 UNITS OF SCIENCE must include: <ul style="list-style-type: none"> • Biology: 1 unit • Any Physical Science: 1 unit • Chemistry or Physics: 1 unit • Science elective: 1 unit 	½ UNIT OF PHYSICAL EDUCATION		

FRAM (FREE AND REDUCED PRICED LUNCH)

The Eligibility tool under FRAM (Index>FRAM>Eligibility) shows a student's eligibility for receiving free or reduced-price meal services. Eligibility records are updated when a household applies for benefits, generally at the start of a school year or during the school year. When a household is approved for free or reduced meal benefits, the student is eligible for the current school year, plus an additional 30 days into the next school year.

Schools are responsible for updating each student's FRAM tab with their lunch eligibility status by October 31st of each year. Pathway is: Student>FRAM>Eligibility.

The screenshot shows the 'Eligibility Editor' interface. At the top, there is a 'New' button and a table with columns: Eligibility, State Code, Certified Type, Start Date, End Date, and School Year. The table contains one record: Eligibility: Reduced, State Code: R, Certified Type: Income, Start Date: 08/25/2010, End Date: 09/28/2011, School Year: 10-11. Below the table is an 'Eligibility Detail' form. Fields in the form are marked with red asterisks: *Eligibility (dropdown), *Certified Type (dropdown), *School Year (dropdown), *Start Date (calendar), and *EndDate (calendar). Other fields include Application Name, Reference Number, and State Eligibility Code (R : Reduced). A callout box with a blue border and white background points to the red asterisks, containing the text: 'All fields in RED must be entered.'

Eligibility for Free/Reduced Priced Lunch are entered through one of the following methods:

- **Manually Entered Eligibilities** – New eligibility records can be created manually on the Eligibility tool. This method is most often used when a district does not use the FRAM (Application Wizard)
- **Updated/Imported Eligibilities** – Existing student eligibilities can be imported to the Eligibility tool through use of the Eligibility Import Wizard. The Eligibility Import Wizard may have been used to upload direct certification information received through the iMATCH process.
- **Auto-Populated Eligibilities** – When a FRAM application is processed through the (Application Wizard), the resulting eligibility will be directly populated from the wizard to the Eligibility tool. These records will display as read-only information and cannot be modified or deleted.

Additional information on how to enter your Free/Reduced Price information into Infinite Campus can be found on the Campus Community at <https://community.infinitecampus.com/knowledge-base/?tool=pos.fram&version=Campus.1825>.

COMMUNITY ELIGIBILITY PROVISION IN INFINITE CAMPUS

The Community Eligibility Provision (CEP) provides an alternative approach for offering school meals to districts and schools in low income areas, instead of collecting individual applications for free and reduced-price meals.

The CEP allows schools that predominantly serve low-income children to offer free, nutritious school meals to ALL students attending that school through the National School Lunch and School Breakfast Programs. The CEP uses

information from other programs, including the Supplemental Nutrition Assistance Program (SNAP) and the Temporary Assistance Program for Needy Families (TANF) instead of traditional paper applications. If your district is participating in CEP or any other Provisional food program, you will need to update each school's USDA Programs information in Infinite Campus. The pathway to do so is: System Administration>Resources>School.

School

Save School History New School History

School data is divided into two areas: School Detail and School History. School History records contain information related to a school that car tracked historically. By creating a new School History, the new information is tracked as of a specific date while the previous values are present. To create a new School History record, select an existing School History and click the New School History button. This will create a new School H record based on the current information, which can be modified as needed and saved.

Schools need to update the USDA Programs area of Infinite Campus with the appropriate information. Schools must select the correct Provisional program or CEP to populate the Provision box along with updating their correct Provision Base Year and Provision End Year.

There are 3 ways a student can be receiving a FREE lunch. They are:

1. The student is eligible for a free lunch because they are attending a school who is participating in a Provisional program or CEP. In this case, ALL students in the school receive a free lunch regardless of their household's income. (See [Screen Print #1](#) below on how the student's record should appear in Infinite Campus).
2. The student is eligible for a free lunch because they are automatically eligible due to receiving TANF and/or SNAP (food stamps) from the Department of Social Services through the Direct Certification process. This information comes through the iMatch system which includes a data match between DSS and DOE. Students in Foster Care, students who are Homeless and students who are Migrant also fall in the Direct Certification category. (See [Screen Print #2](#) below on how the student's record should appear in Infinite Campus).

- The student is eligible for a free lunch through the normal application process. (See [Screen Print #3](#) below on how the student's record should appear in Infinite Campus).

Students may also be eligible for REDUCED PRICED lunch through the normal application process. (See [Screen Print #4](#) below on how the student's record should appear in Infinite Campus).

SCREEN PRINT #1 - FREE/NON-DIRECT/INCOME = COMMUNITY ELIGIBILITY PROVISION OR PROVISION II OR PROVISION III

Above record would indicate a student who is receiving a Free Lunch due to being enrolled in a school offering the CEP (Community Eligibility Provision) or Provision II or Provision III.

Screen Print #2 - Free/Direct/SNAP (or TANF, Foster Child, Homeless, Migrant) = Direct Certification

The above record would indicate a student who was on the Direct Certification list received from DSS to indicate they are receiving SNAP and/or TANF benefits and therefore eligible for Free Lunch.

If a student is a Foster Child, Homeless, or Migrant student, the appropriate selection should be selected from the list as these students are also Direct Certified.

SCREEN PRINT #3 - FREE/NON-DIRECT/INCOME = NORMAL APPLICATION PROCESS

Index Search < **Brush, Sage** Remote Learning
 Grade: 05 DOB: 10/21/2009 Gender: M

Search Campus Tools

Teri Jung
 Employee Self Service
 Student Information
 Census
 Behavior
 Health
 Attendance
 Scheduling
 School Store
 Activity Registration
 Fees
 Grading & Standards
 Medicaid
 Program Admin
 Ad Hoc Reporting
 User Communication
 Assessment
 System Administration
 Accountability
 FRAM
Eligibility

Save New Delete

School Year	Eligibility Type	Eligibility	State Code	Certified Type	Start Date	End Date
21-22	Meal	Free	F	Income	08/23/2021	05/16/2022

Eligibility Detail

*School Year: 21-22 *Start Date: 08/23/2021 *End Date: 05/16/2022 Application Name: Reference Number:
 *Eligibility Type: Meal *Eligibility: Free *Source: Non-Direct *Certified Type: Income
 State Eligibility Code: F: Free

Above record would indicate a student who went through the normal application process and is receiving Free Lunch.

SCREEN PRINT #4 - REDUCED/NON-DIRECT/INCOME = NORMAL APPLICATION PROCESS

Index Search < **Brush, Sage** Remote Learning
 Grade: 05 DOB: 10/21/2009 Gender: M

Search Campus Tools

Teri Jung
 Employee Self Service
 Student Information
 Census
 Behavior
 Health
 Attendance
 Scheduling
 School Store
 Activity Registration
 Fees
 Grading & Standards
 Medicaid
 Program Admin
 Ad Hoc Reporting
 User Communication
 Assessment
 System Administration
 Accountability
 FRAM
Eligibility

Save New Delete

School Year	Eligibility Type	Eligibility	State Code	Certified Type	Start Date	End Date
21-22	Meal	Reduced	R	Income	08/23/2021	05/16/2022

Eligibility Detail

*School Year: 21-22 *Start Date: 08/23/2021 *End Date: 05/16/2022 Application Name: Reference Number:
 *Eligibility Type: Meal *Eligibility: Reduced *Source: Non-Direct *Certified Type: Income
 State Eligibility Code: R: Reduced

Above record would indicate a student who went through the normal application process and is receiving a Reduced Price Lunch.

REQUIRED DATA ELEMENTS FOR UPLOAD SCHOOL DISTRICTS

CALENDARS

Prior to uploading a file, a calendar for each attendance center for the current year and all required grade levels for that calendar must be setup within the SD State Edition user interface. If this is not done, an error message will be displayed when an upload is attempted.

STUDENT ENROLLMENTS

Upload districts must utilize the most current File Interface Specifications when uploading their data into the State Edition. The more frequently upload districts complete an upload your data, the more current your data will be in Infinite Campus State Edition. Please contact the Data Management Office at 605-773-3134 for the most recent file specifications. Please see the previous guidance provided regarding unique enrollment situations.

SECTION II – ACCOUNTABILITY – YEAR END DATA

TIMELINE

Accountability - Year End Data: Final student data must be reported by the second Friday in June.

If you have been diligent about keeping your student data current throughout the school year, the end of the year data collection will not be overwhelming for your school district. To review the proper coding of important data fields within each student's enrollment record, be sure to review the Fall Enrollment and Child Count sections of this Desk Guide. Important end of the year items that must be reviewed and updated are highlighted on the following screen prints.

STUDENT ENROLLMENTS

General Enrollment Information

Calendar Main	Schedule (read only) Main	Grade 12	Class Rank Exclude <input type="checkbox"/>	External LMS Exclude <input type="checkbox"/>
Start Date 08/19/2019	End Date 05/22/2020	End Action [Dropdown]	Service Type P: Primary	
State Start Status 00: Current Student		State End Status 04: Student graduated		
Start Comments [Text Area]		End Comments [Text Area]		
CRDC School of Accountability [Dropdown]				

Future Enrollment

Next Calendar [Dropdown]	Next Schedule Structure [Dropdown]	Next Grade [Dropdown]
------------------------------------	--	---------------------------------

Note: All fields with a RED circle should be reviewed for accuracy for all students. These fields are specifically used in the Accountability process.

State Reporting Fields

*Resident District

Pierre 32-2: 32002

*Serving (Attending) District

Stanley County 57-1: 57001

If the Resident and Serving (Attending) districts do not match, you must indicate the correct enrollment status for the student. This indicates who is financially responsible for the student.

County

Hughes

Citizenship

1: US Citizen

Enrollment Status

- B: Placed and Paid by Tribal
- C: Contracting Student
- E: Paid for by Auxiliary Placement
- G: Whole Grade Sharing
- J: Placed and Paid by Corrections
- M: Parentally Placed in Private School
- O: Open Enrollment
- P: Tuition Paid by District
- R: Residential Placement Paid by DOE
- T: Tuition Paid by Other
- W: Tuition Waived

Percent Enrolled

100

Absent Days

1.58

This field is auto populated after you have completed a resync of your data.

Gifted

N: No

Transportation Category

State Exclude

Student in Foster Care

First Year In Country

Student of Active Military

Student Directory Info 7-12 ONLY

Yes: Allowed to Share Information with SD-BOR/SD-TTs

Migrant Indicator

ment Exemption

Title 1

*

If your school is a SCHOOL WIDE TITLE I school the date field will be updated by Infinite Campus. If your school is a TARGETED ASSISTED TITLE I school, you are responsible for updating these fields along with the Title Services the student is receiving.

Title 1 Reading

Title 1 Supporting Guidance

Title 1 Social sciences

Title 1 Vocational

Title 1 Health/Dental/Eye Care

Title 1 Math

GPA

1.9800

Special Ed Fields

Effective Date 08/19/2019	Special Ed Program A: Mild to Moderate Disabilities	Special Ed Category 0100: General Class with Modifications 80-100%
End Date	Primary Disability 525: Specific Learning Disability	<p>If your student is receiving Special Education services, all fields with a RED Circle must be reviewed for accuracy.</p>
	Multiple Disability 2	
	Multiple Disability 4	
	Exit Code	
* Effective Date	Special Ed Program	Special Ed Category
		Multiple Disability 1
		Multiple Disability 3
		Participates in Alt. Assessment <input type="checkbox"/>

If the Special Education student **IS** graduating, you must update both of these fields. The correct exit code in this situation would be:
2: Graduated (high school diploma)

This box should only be checked if the student participated in the Alternative Assessment available for those students who are **severely disabled**. This is not to be checked for those students who participate in the regular assessment with accommodations.

STUDENTS WHO ARE GRADUATING

General Graduation Information

Diploma Date: 05/20/2019

Diploma Type: 1: Regular Diploma

Diploma Period: SP: Spring

Date First Entered the 9th Grade: 08/19/2015

NGA Cohort End Year: 2019

NCLB Cohort End Year: 2019

Post Grad Location: IS: In-State

Post Grad Plans: 4U: Four Year Public

Required fields are circled

Graduation Endorsements

***Endorsements**

- 1: Advanced Endorsement
- 2: Advanced Career Endorsement
- 3: Advanced Honors Endorsement

Add Graduation Endorsement

Effective with the 2020/2021 school year, districts are required to indicate the Graduation Endorsements earned by each student on the student's GRADUATION Tab in Infinite Campus. This information will then be transferred and reflected on the student's Board of Regents transcript.

ADDITIONAL ACCOUNTABILITY RELATED DATA ELEMENTS TO CHECK INCLUDE:

<p>Run the Student Enrollment Extract report. Index>SD State Reporting>Student Enrollment Extract. This report can be used to quickly identify if you have end dated all your students, entered attendance information for All Students, and verified your subgroup data including English Learners (EL), Special Education (SPED), 504, military, etc.</p>
<p>Run state published Ad-Hocs reports and resolve all identified errors. Index>Ad Hoc Reporting>Filter Designer>State Published. The following Ad-Hoc reports are related to Accountability: Military, Homeless, Unaccompanied Youth, Citizenship, FRAM, EL (English Learners), Race/Ethnicity, Title I, First Year in Country, Students End Date/End Status, Graduation Cohorts, and Graduation Endorsements.</p>
<p>For Rapid City and Brandon Valley ONLY - All Accountability Ad Hoc reports built for your districts have been run and all errors have been resolved. These Ad-Hoc reports are found at: Index>Ad Hoc Reporting>Filter Designer>District Level AYP Accountability Queries.</p>
<p>Every Calendar that your district has in Infinite Campus has the correct calendar "Type" selected and they have all been adjusted to account for snow days, Christmas vacation, in-service days, parent/teacher conferences, etc.</p>
<p>All Students who attended your school district including EC students, PK students, After School students and Summer School students and K-12 students (even for a short time) have an Enrollment record in Infinite Campus.</p>
<p>All foreign exchange students have been identified by updating the Citizenship field on their ENROLLMENT tab.</p>
<p>All Student Enrollments have an End Date and the appropriate End Status for the 2021/2022 school year on each student's ENROLLMENT tab. This includes ALL STUDENTS enrolled in all your school calendars including your EC students, PK students, After School students, Private School students, etc.</p>
<p>Attendance is entered for <u>every student</u> (PK-12) and a resync of the data has been completed. The Absent Days box on each student's ENROLLMENT tab is correctly reflecting the number of days the student was absent during the 2021-2022 school year. System Administration>Data Utilities>Resync State Data. Remember.... districts are required to take attendance for PK students, K-12 students (including those in a virtual learning environment), After School students, and Summer School students.</p>
<p>All High School Graduates for the 2021-2022 school year have their End Date and End Status fields updated on their ENROLLMENT tab. Remember: Enter the last day of your school year, NOT the date of the graduation ceremony in the End Date field. The End Status should be updated to a 04 - Student Graduated. **If the student is a Special Education student and is graduating you must also update the SPED fields with an End Date and End Status. Remember the SPED codes are different. The correct SPED Exit code is: 2 - Graduated (high school diploma). If you code a SPED student as a graduate, the student is no longer eligible to receive services in the 2022-2023 school year. For Special Education students that the IEP team modified requirements, the student is eligible to continue and 03 - Graduated (IEP team modified diploma) should be used on the special education enrollment and the end status of 11 - student continues on the general enrollment because the student is not ending their education program. **DO NOT mark 8th Graders as Graduates.</p>
<p>All High School Graduates for the 2021-2022 school year have their Diploma Date, Diploma Type and Diploma Period updated on their GRADUATION tab. South Dakota only recognizes a "regular diploma". Special Education students with 03 - Graduated (IEP team modified diploma) should not have information on the GRADUATION tab.</p>
<p>All High School Graduates NCLB Cohort End Year have been checked to ensure that it is accurately reflecting the correct graduation cohort year on the GRADUATION tab.</p>

All High School Graduates who have earned one or more Graduation Endorsements must be populated on their GRADUATION tab. This went into effect for the 2020-2021 school year. The Administrative Rule is 24:43:11
EL (English Learners) students have been identified and their data entered into Infinite Campus on the EL tab. Student Information>General>Program Participation>English Learners (EL).
First Year in Country students have been identified by placing a check in the checkbox on the ENROLLMENT Tab and their Date Entered US and Date Entered US School has been entered into Infinite Campus on the DEMOGRAPHICS tab. Census>People>Demographics.
All Students with Disabilities (SPED) have been properly identified and their data entered into Infinite Campus in the SPED section of the ENROLLMENT tab. Infinite Campus will roll forward all SPED Enrollments at some point during the summer. The school district SHOULD NOT Roll Forward the SPED Enrollments into the next school year.
All students with a Documented Hearing Loss have been identified by checking the checkbox on the ENROLLMENT tab. This applies to all students, birth to 21 years of age and includes students who have a documented hearing loss (audiological report) of 35 db or more regardless of whether they have an IEP or 504 plans.
All Homeless students have been properly identified and the Homeless fields have been updated on the HOMELESS tab. Student Information>General>Program Participation>Homeless.
The district has verified that all Military Connected students have been properly identified and flagged within the Infinite Campus system. Index>Ad Hoc Reporting>Filter Designer>State Published>Military
If you are operating a Targeted Assistance Title I Program in any of your schools, all Students receiving Title I are properly updated in Infinite Campus on the student's ENROLLMENT tab. If you are a Title I School Wide Program, all Students will be flagged by Infinite Campus.
All Resident District, Serving (Attending) District, County of Residence and Membership days have been properly identified and entered on the ENROLLMENT tab for each student. These data are forwarded to each county within the State and to the Office of School and Public Lands for funding purposes for your school district.
All Student Enrollment overlaps have been resolved between your district and any private and/or BIE schools.
Students receiving Free or Reduced Priced Lunch have been identified and have had their lunch eligibility entered on the FRAM tab. This includes All Students in Provisional and CEP schools.

REQUIRED DATA ELEMENTS FOR UPLOAD SCHOOL DISTRICTS

STUDENT ENROLLMENTS

Upload districts must utilize the most current File Interface Specifications when uploading their end of the year student data into the State Edition. Please contact the Data Management Office at 605-773-3134 for the most recent file specifications.

Please see the previous guidance provided regarding important end of the year data reporting responsibilities. Upload districts are also required to utilize all the Accountability Ad-Hoc Queries built for your use and available within the State Edition of Infinite Campus. All errors must be resolved.

SECTION III – STUDENTS WITH DISABILITIES DECEMBER CHILD COUNT

REQUIREMENTS FOR SPECIAL EDUCATION REPORTING AND CHILD COUNT SUBMISSION

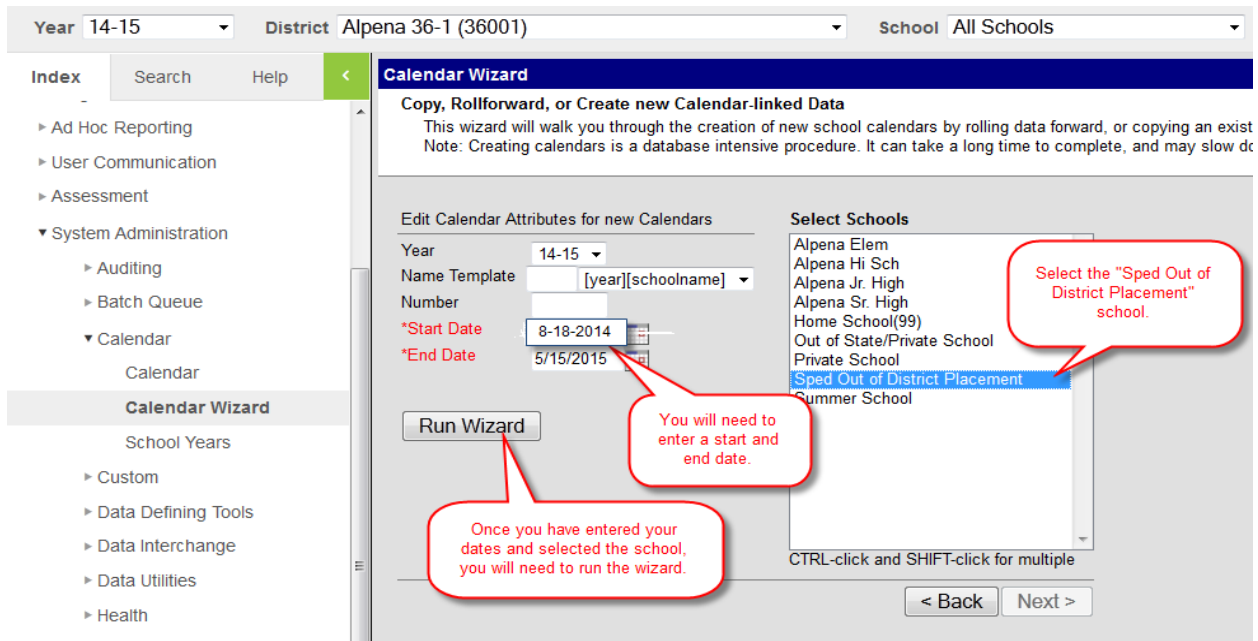
Districts upload a data file – extracted from their district edition of Infinite Campus – to a DOE database.

For more information on how to extract, upload and submit a Child Count data file to DOE, see the following website <https://doe.sd.gov/ofm/data-childcount.aspx>. For additional assistance please contact Bobbi Leiferman at (605) 773-5407, Bobbi.Leiferman@state.sd.us or Angel Corrales at (605) 773-3783, Angel.Corrales@state.sd.us.

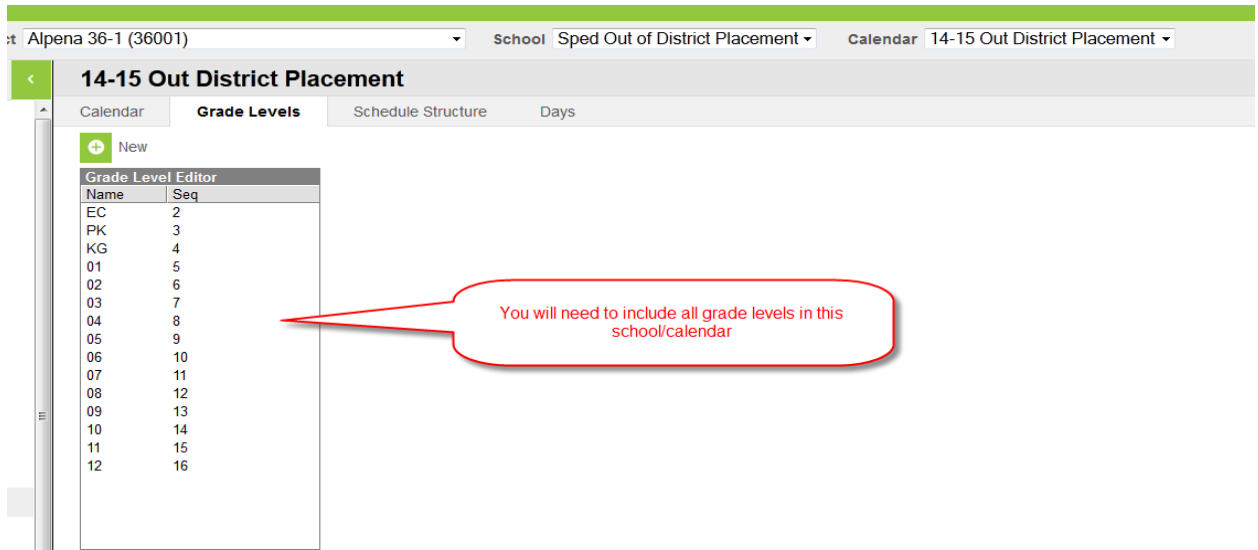
Public school districts are responsible to report special education data for ALL students – both those served in the district and those placed out of district. In order to report students placed out of district, each district should have a school #97 – Sped Out of District as the school in which to document enrollment.

CREATING YOUR NEW CALENDAR

The screenshot shows a web application interface for creating a calendar. On the left is a navigation menu with the following items: Index, Search, Help, Ad Hoc Reporting, User Communication, Assessment, System Administration (expanded), Auditing, Batch Queue, Calendar (expanded), Calendar Wizard (highlighted), and School Years. The main content area is titled "Calendar Wizard" and contains the following text: "Copy, Rollforward, or Create new Calendar-linked Data". Below this is a descriptive paragraph: "This wizard will walk you through the creation of new school calendars by rolling data forward, or copying an existing calendar. Note: Creating calendars is a database intensive procedure. It can take a long time to complete, and may slow down the system." Underneath is a section titled "Select Wizard Mode" with three radio button options: "Create new blank Calendars" (selected), "Create new Calendars by rolling forward selected data (last-years data will be added to a newly created calendar).", and "Copy data into Existing Calendars". At the bottom right of the main content area are two buttons: "< Back" and "Next >".



Once the wizard is done running, go to Calendar tab. Verify that your dates are correct. The next step is to enter grade levels. You will need to enter EC-12.



All students enrolled in this new school, must be identified as a special education student, and be placed out of district. If the public school district is responsible to ensure the student is provided FAPE (Free and Appropriate Education) and they are assigned out of district, the student should be reported in this new school. The student will be enrolled in the Sped Out of District Placement school as follows:

KEY DATA REPORTING FIELDS FOR STUDENTS IN SCHOOL #97

Key Data Fields for this school are as follows:

- Percent Enrolled = 1% (a student must have at least an enrollment of 1% to be included in Child Count)
- Service Type of “N”
- Serving (attending) District = identify the school in which the student is placed and,
- Enrollment Status = “P – tuition paid by district”

The Out of District Placement facility will continue to enter a general enrollment record and the student will be reported as enrolled 100%. This will cause an overlap, but DOE will allow when created based on students also reported in the Sped Out of District school.

The screenshot displays the enrollment record for student Kennedy, Marilyn K. Key fields and their values are as follows:

- School:** Sped Out of District Placement
- Calendar:** 14-15 Out District Placement
- Start Date:** 8/20/2014
- Grade:** 07
- Service Type:** N: Special Ed Services
- Enrollment Status:** P: Tuition Paid by District
- Percent Enrolled:** 1
- Serving (Attending) District:** Childrens Home Society: 49320

Red callouts provide additional context for these fields:

- "School: Sped Out of District Placement" points to the School dropdown.
- "Service Type: 'N' Special Ed Services" points to the Service Type dropdown.
- "Where the student is being served" points to the Serving (Attending) District dropdown.
- "If the district is paying the tuition" points to the Enrollment Status dropdown.
- "Percent enrolled will be 1%" points to the Percent Enrolled field.

IMPORTANT NOTE: Students served at either; the School for the Blind & Visually Impaired (06302) or SD Human Services Center (63304) should also be reported by the resident district in School #97 – Sped Out of District and the enrollment status should be reported as “P-tuition paid by the district”. This does not obligate the resident district to pay any tuition but does allow the student to be included in the child count. The district does have some financial responsibility on behalf of these placements for transportation and to monitor the IEP – therefore it is appropriate for this record to reflect an enrollment status of P.

The special education information should also be completed to report and reflect ALL the services that are on the IEP for accurate reporting for child count.

Summary	Enrollments	Flags	Assessment	Behavior	Graduation	Records Transfer	Accountability	
<input type="checkbox"/> Title 1 Reading <input type="checkbox"/> Title 1 Supporting Guidance <input type="checkbox"/> Title 1 Social Science <input type="checkbox"/> Title 1 <input type="checkbox"/> Title 1 Vocational <input type="checkbox"/> Title 1 Health/Dental/Eye Care <input type="checkbox"/> Title 1 Math								
Special Ed Fields								
Effective Date	Special Ed Program	Special Ed Category						
08/21/2014	F: Residential Program	0355: Residential Facility						
	Primary Disability	Multiple Disability 1						
	525: Specific Learning Disability							
	Multiple Disability 2	Multiple Disability 3						
	Multiple Disability 4	Multiple Disability 5						
End Date	Exit Code							

Data fields that need to be filled out are, Program, Category, & the Disability. If these fields are not populated, the student will not show up on your SD child Count.

HOW TO MAKE A CHANGE IN THE SPECIAL ED FIELDS WITHIN THE ENROLLMENT RECORD

- When a student has a change in their IEP, the correct way to make the change on the enrollment record is, by ending the Special Ed Fields with an exit date and an exit code: 11: change in IEP
- You will then create a new Special Ed record within the enrollment record with the new information.
- When ending and starting a record, please do not use the same end/start date.

A District can run the SD Child Count Report at any time during the year and we encourage you to run this report monthly to verify that all students have been correctly identified.

You must have the rights to run the report. If you do not, please see your Campus Administrator. The path to this report is: SD State Reporting>SD December Child Count Report

SD December Child Count Report

SD December Child Count is an unduplicated count of all children with disabilities ages 3-21 receiving special education and related services according to an individualized education program (IEP) on Dec. 1 each year when Effective Date is null. If an Effective Date is entered, child count data will represent data as of effective date. Data will be pulled for the Year selected in the main toolbar.

Extract Format: CSV Effective Date:

Which calendar(s) would you like to include in the report?
 list by school

<i>Carthage Elementary</i>
13-14 Carthage Elementary
<i>Carthage High School</i>
13-14 Carthage High School
<i>Carthage Middle School</i>
13-14 Carthage Middle School
<i>Home School</i>
<i>Out of District Placement</i>

Enter the effective date that you want to run this report on. If a date is not entered, it will default to December 1st.

Select SD December Child Count Report

You can run this report for all schools in your district by highlighting each school. Another way to run the report is by each individual school.

Child Count is an unduplicated count of all children with disabilities ages 3 – 21 receiving special education and related services according to an individualized education program (IEP) on December 1st of each year.

TIMELINE

In accordance with 24:17:03:02 – Students with Disabilities Child Count student data must be reported in the Statewide Information Management System according to the below timeline:

December Child Count Data: 10 business days following December 1st.

ENROLLMENTS FOR STUDENTS WITH DISABILITIES

In addition to the previous data elements listed above in Section I, there are additional data elements which must be reported for Students with Disabilities in order for the Department of Education to accurately and timely compute your district’s Special Education State Aid allocation and to complete other required state and federal reporting.

On the following screen shots, you will find the Special Ed Fields area of the Enrollment Tab with the fields that must be completed.

The screenshot shows two rows of the 'Special Ed Fields' form. The first row is for an effective date of 08/22/2016. The second row is for an effective date of 07/26/2017. Red callout boxes highlight specific fields and provide instructions.

Callout 1 (Top): The Special Ed Program, Special Ed Category and Primary Disability fields must be completed.

Callout 2 (Bottom): If the Primary Disability is 530: Multiple Disabilities, you must also complete the Multiple Disability 1 and Multiple Disability 2 fields, etc. to identify the disabilities.

Effective Date	Special Ed Program	Special Ed Category
08/22/2016	F: Residential Program	0140: Residential Facility
	Primary Disability	Multiple Disability 1
	530: Multiple Disabilities	510: Cognitive Disability
	Multiple Disability 2	Multiple Disability 3
	550: Speech/Language	535: Orthopedic Impairment
	Multiple Disability 4	Multiple Disability 5
	Multiple Disability 5	
End Date	Exit Code	
* 07/26/2017		
	Primary Disability	Multiple Disability 1
	Multiple Disability 2	Multiple Disability 3
	Multiple Disability 4	Multiple Disability 5
	Multiple Disability 5	
End Date	Exit Code	

EFFECTIVE DATE - Used to document:

- Date student first becomes eligible to receive special education services
- Date a transfer student begins receiving special education services
- Date a change in category or disability takes effect
- First day of school for a continuing student upon creating a new calendar year

The screenshot shows a dropdown menu titled "Special Ed Category" with the following options:

- 0100: General Class with Modifications 80-100%
- 0110: Resource Room 40-79%
- 0120: Self-Contained Classroom 0-39%
- 0130: Separate Day School
- 0140: Residential Facility
- 0150: Home/Hospital
- 0310: EC 10 hrs +/wk, services in Reg EC
- 0315: EC 10 hrs +/wk, services in other location
- 0325: EC less than 10 hrs/wk, services in Reg EC
- 0330: EC less than 10 hrs/wk, services in other location
- 0335: Special Education Class
- 0345: Separate School
- 0355: Residential Facility
- 0365: Home
- 0375: Service Provider Location

Two callout boxes provide additional information:

- NEW** Students ages 6-12 and 5 year olds that are attending a Jr. Kg or KG program will use the 100 category.
- Students ages 3-5 and not in a Jr. Kg or KG program will continue to use the 300 category.

SPECIAL ED. PROGRAM/INSTRUCTIONAL PROGRAM TYPE

This data field will be used to correlate a type of instructional program identified for each special education student to expenditures reported on the annual financial report. The instructional program type should not be assigned by a student's primary disability. For example, costs associated with an instructional financial report. Below are examples and guiding principles to determine instructional type; however, it is up to each district to allocate their costs and identify a student's special education instructional program in a way that best suits their district's programs and staffing patterns.

- Programs for Mild to Moderate Disabilities (A) – typically this will include students who spend the majority of the day in the general class settings and/or provided special education services for less than 50% of the regular day (for example, a district operating a 6 hour school day, a student provided special education services for less than 15 hours a week). Generally, these students will fall into the category of 100: General Class or 110: Resource Room.
- Programs for Severe Disabilities (B) – student receiving special education for more than 50% of the day. This should not include students placed in day or residential programs. Generally, these students will fall into the category of 120: Self Contained or 110: Resource Room.
- Speech Only (C) - Primary disability of 550: Speech, only receiving speech/language.
- Early Childhood (ages 3-5) (D) – special education programs for preschool children ages 3-5.
- Day Program (E) - programs for students assigned to day programs offered by the district or assigned out of district. This may include students placed in community-based service centers, cooperative day programs, etc.
- Residential Program (F) – programs for students served in a 24-hour residential school, such as Lifescape.
- Homebound Program (G) – special education services provided in the student's home, i.e., programs for severely ill students unable to attend school for a period time.

SPECIAL EDUCATION CATEGORY

Ages 6-21 and 5 year olds attending Junior Kindergarten and Kindergarten - The categories are as follows:

- **General Classroom with Modifications (0100):** Inside the general class 80% or more of the day. (These are children who received special education and related services outside the general classroom for less than 21% of the school day). This may include children with disabilities placed in:
 - General class with special education/related services provided within regular classes;
 - General class with special education/related services provided outside regular classes;
 - General class with special education services provided in resource rooms
 - Educational time spent in age-appropriate community-based settings that include individuals with and without disabilities, such as college campuses or vocational sites, should be counted as time spent inside the regular classroom.
- **Resources Room (0110):** Inside general class no more than 79% of the day and no less than 40% percent of the day. (These are children who received special education and related services outside the general classroom for at least 21% but no more than 60% of the school day). Do not include children who are reported as receiving education programs in public or private separate school or residential facilities. This may include children placed in:
 - General rooms with special education/related services provided within the general room;
 - General rooms with part-time instruction in a regular class
 - Educational time spent in age-appropriate community-based settings that include individuals with and without disabilities, such as college campuses or vocational sites, should be counted as time spent inside the general classroom.
- **Self-contained Classroom (0120):** Inside the general class less than 40% of the day. (These are children who received special education and related services outside the general classroom for more than 60% of the school day). Do not include children who are reported as receiving education programs in public or private separate school or residential facilities. This category may include children placed in:
 - Self-contained special classrooms with part-time instruction in a general class; or
 - Self-contained special classrooms with full-time special education instruction on a general school campus
 - Educational time spent in age-appropriate community-based settings that include individuals with and without disabilities, such as college campuses or vocational sites, should be counted as time spent inside the regular classroom.
- **Separate Day School (0130):** Includes students who received education programs in public or private separate day school facilities made up solely of students with disabilities. This includes children with disabilities receiving special education and related services, at public expense, for greater than 50 percent of the school day in public or private separate schools. This may include children placed in:
 - Public and private day schools for students with disabilities:
 - Public and private day schools for students with disabilities for a portion of the school day (greater than 50 percent) and in general school buildings for the remainder of the school day; or
 - Public and private residential facilities if the student does not live at the facility.
- **Residential Facility (0140):** Includes students who received education programs and lived in public or private residential facilities made up solely of students with disabilities during the school week. This

includes children with disabilities receiving special education and related services, at public expense, for greater than 50 percent of the school day in public or private residential facilities. This may include children placed in:

- Public and private residential schools for students with disabilities; or
- Public and private residential schools for students with disabilities for a portion of the school day (greater than 50 percent) and in separate day schools or general school buildings for the remainder of the school day.
- Do not include students who received education programs at the facility, but do not live there.
- **Home/Hospital Program (0150):** A student is in this category if he/she is homebound/hospitalized and is receiving special education/related services as specified on an IEP.

AGES 3 THROUGH 5 YEARS OLD IN PRESCHOOL – THE CATEGORIES ARE AS FOLLOWS:

- **Ages 3 through 5 in Preschool** – (Until a student turns 6 or is 5 years old and enrolls in Junior Kindergarten or Kindergarten, they must use the 3 through 5 year old codes. Upon turning 6 or 5 years of age if enrolled in Junior Kindergarten or Kindergarten the appropriate age 6-21 code needs to be used). Use the following decision rules to determine the appropriate educational environment category for reporting each 3 through 5 year old. Please note that the order of the categories as listed does not reflect a continuum from least to most restrictive.
 - **Regular Early Childhood Program:** A Regular Early Childhood Program is a program that includes a majority (at least 50 percent) of nondisabled children (i.e., children not on IEP's). This category may include, but is not limited to:
 - Head Start;
 - Preschool classes offered to an eligible pre-kindergarten population by the public school systems;
 - Private preschools; and
 - Group child development center or childcare.

If the child is attending a Regular Early Childhood Program, he/she is to be reported within codes 310, 315, 325, or 330 as directed below. If the child does not attend a Regular Early Childhood Program at all, skip to the next section.

- **EC 10 Hours+, services in EC (0310):** Children attending a regular early childhood program 10 hours or more per week and receiving the majority of hours of special education and related services in the regular early childhood program.
- **EC 10 hours+, services in other location (0315):** Children attending a regular early childhood program 10 hours or more per week and receiving the majority of hours of special education and related services in some other location.
- **EC less than 10 hours, services in EC (0325):** Children attending a regular early childhood program less than 10 hours and receiving the majority of hours of special education and related services in the regular early childhood program.
- **EC less than 10 hours, services in other location (0330):** Children attending a regular early childhood program less than 10 hours and receiving the majority of hours of special education and related services in some other location.

If the child is NOT attending a Regular Early Childhood Program as defined above, the child is to be reported within codes 335, 345, 355, 365, or 375. Such children would be either 'Attending a Special Education Program' OR 'Attending neither a Regular Early Childhood Education Program or a Special Education Program' of any kind.

If the child attends a Special Education Program, as defined below, report the child in category 335, 345, or 355.

- **Special Education Program:** A Special Education Program includes less than 50 percent nondisabled children (i.e., children not on IEP's). Special education programs include, but are not limited to:
 - Special Education Classrooms (335) in
 - Regular school buildings
 - Trailers or portables outside regular school buildings
 - Childcare facilities
 - Hospital facilities on an outpatient basis
 - Other community-based settings
- Separate schools (345)
- Residential facilities (355)

DISABILITY

In most cases, students will have been identified as eligible under one disability category (even if other categories may have been considered). This should be coded in the primary disability.

Multiple Disabilities – This should be coded if a student is identified by the IEP team as having Multiple Disabilities during the eligibility determination meeting. All disability categories identified should be coded. However, do not include speech as one of the disability categories if it is only a related service.

Autism Spectrum Disorder– If a student is identified with a disability of Autism, the fields for **ASD Severity Behaviors Level** and **ASB Severity Communication Level** are also required to be completed. This information can be changed over time but will most likely be entered at the time of initial eligibility and at the three-year reevaluation. If a student is no longer identified as having Autism Spectrum Disorder during the school year, the severity levels should not be removed for the remainder of the fiscal year.

STATE SPECIAL ED AID FUNDING

Level for disability funding calculation	Disability
Level 1	Specific Learning Disabled, Speech/Language Impairment, Other Health Impaired, and Developmentally Delayed
Level 2	Emotional Disturbance, and Cognitive Disability
Level 3	Deaf/Blind, Hearing Impairments, Orthopedic Impairments, Visually Impaired, Deafness, and Traumatic Brain Injury
Level 4	Autism Spectrum Disorder
Level 5	Multiple Disabilities (must include 2 or more level 2, 3 or 4 disabilities, not including Deaf/Blind)

http://sdlegislature.gov/Statutes/Codified_Laws/DisplayStatute.aspx?Type=Statute&Statute=13-37-35.1

Note: Residential (140) and Day School (130) Special Ed Categories can only be used if the facility only serves students with disabilities. The Special Ed Program can be Residential or Day School to reflect the funding expended.

Note: Multiple Disabilities - This should be coded if a student is identified by the IEP team as having Multiple Disabilities during the eligibility determination meeting. Do not include speech if it is only a related service.

SPECIAL EDUCATION SERVICES: THERAPY HOURS

The cells in this portion of the special education enrollment field are static fields and not tied to the effective date and end date for the category and disability codes. If changes in these fields are made, the special education enrollment does not need to be ended, simply correct the information and save.

If the student's IEP includes therapy services, report the number of hours per week for each service. (If services are provided on a monthly basis, it is necessary for Campus reporting purposes only, divide by 4 to calculate hours per week.) You should **always** code speech hours regardless of whether Speech is the primary disability or a related service. Assistive Technology and Transportation do not require the number of hours but are simply check boxes. (There may be more than one.)

STUDENTS TAKING AN ALTERNATIVE ASSESSMENT

Physical Therapy Hours	Recreational Therapy Hours	Audiological Services Hours
Occupational Therapy Hours	Speech/Language Therapy Hours	School Health Services Hours
Psychological Therapy Hours	Orientation Mobility Hours	Counseling Services Hours
Social Work Service Hours	Other Service Hours	<input type="checkbox"/> Participates in Alt. Assessment
Transportation	Assistive Technology	

The District should check this box if the student is taking an Alt. Assessment.

IEP PROGRAM EXIT REASON

1 - Not receiving SE Services: Use this code when the IEP team determines that the student no longer is eligible to receive Special Education services or dismissed.

2- Graduated (high school diploma): Students with disabilities who exited an educational program through receipt of a high school diploma identical to that for which students without disabilities are eligible. These students met the same standards for graduation as those students without disabilities. Participation in graduation ceremonies to receive a certificate does not qualify the student as a graduate.

03-Continues – Completed IEP team modified course requirements for high school. Students with disabilities whose requirements differed to those required for all students. These students may participate in graduation ceremonies, but the students are not considered graduates for reporting purposes and are still eligible to receive services.

4 - Reached maximum age: Students are eligible to receive services to the end of the fiscal year (July 1 to June 30) in which they turn 21.

5 – Died

6 - Moved known to be continuing: Students with disabilities that moved out of the catchment area or otherwise transferred to another district and are known to be continuing in an educational program. There need not be evidence that the student is continuing in special education, only that he/she is continuing in an education program. This definition includes students with disabilities in residential drug/alcohol rehabilitation centers, correctional facilities, or charter schools if those facilities operate as separate districts, excluding normal matriculation.

7 - Moved not known to be continuing: This is used when the student says they are transferring but it is not known if they will be attending a new education program/school.

8 - Dropped out: This includes dropouts, runaways, GED recipients, expulsions, status unknown, and other exiters.

9 - Refused services: Use this code to document students who are an Alternative Instructions/Home Schooled student, or a Colony student completed > grade 8 with a religious exemption. These students would still be eligible for services if they re-enrolled in public school.

10 - Completed IFSP prior to reaching maximum age (3) for Part C

11 – Change in IEP: When a student has a change in their IEP, the correct way to make the change on the enrollment record is, by ending the Special Ed Fields with an exit date and an exit coded : 11: change in IEP. You will then create a new Special Ed record within the enrollment record with the new information. When ending and starting a record, please do not use the same end/start date. A change in category or disability requires an enrollment record to be ended and a new record created. Changes in services do not require a new record.

12 – Student continues: Do not use this code on records at the end of the year, the Special Ed roll over wizard will only roll forward records that do not have an end date and exit reason.

13 – Discontinued education - Completed IEP team modified course requirements for high school. These students would be coded *03-Continues – Completed IEP team modified course requirements* at the end of a school year but then dropped out and didn't continue education during the next year without completing the regular graduation requirements. This code should be used to end the record that rolled forward.

14 – Aged Out – Completed IEP team modified course requirements for high school. These students will have been previously coded as *03-Continues – Completed IEP team modified course requirements* until the end of the fiscal year in which they turned 21 when this code is used to end their record.

15 – Revocation of consent – These students will have been eligible for special education until the point when the parent/guardian/or adult student signs off that they are revoking consent for services. This code is used to end the special ed record and the students are no longer considered a student with a disability.

ENDING ENROLLMENT FOR SENIORS WHO ARE IN SPECIAL EDUCATION

First, determine if the student is a graduate with a regular high school diploma and will end school eligibility.

1. Graduate with a regular high school diploma
 - a. Met the same state course and content requirements
 - b. With or without provided accommodations using general education curriculum

Graduation Exit Coding	General Enrollment Exit Codes	Special Ed Fields Exit Codes
(met the regular diploma requirements)	04: Graduated	2: Graduated (high school diploma)

Seniors who are Special Education students, and who **ARE** graduating with a regular diploma need to have their enrollment record updated in two different places. The end dates in these two sections should be the same. In the General Enrollment Information area of Infinite Campus, you will update the **End Status to 04: Student graduated**. You need also to update the **Exit Code** under the Special

Education are of the enrollment tab. Here you will use **exit code of 2: Graduated (high school diploma)**. ****Please note that the exit codes differ between the General Education portion of the enrollment record and the Special Ed portion of the enrollment record and that both areas MUST BE updated appropriately.****

If a student received a **signed regular diploma**, the student is no longer eligible to receive services and the school district is not eligible to receive State Aid for the student in the coming year.

Second, if the student did not meet the requirements for a regular diploma but met IEP team modified requirements, the district can issue a district diploma or certificate, but the student’s enrollment eligibility does not end.

2. Student met IEP team modified requirements
 - a. Did not meet the same requirements as peers
 - b. IEP team made course modification to state graduation requirements (documented in IEP) ARSD 24:05:27:11
 - c. Courses were aligned to Core Content Connectors
 - d. Modified curriculum/content standards

Exit Coding	General Enrollment Exit Codes	Special Ed Fields Exit Codes
(did not meet the regular diploma requirements but did meet IEP modified requirements)	19: Continues – Completed IEP team modified course requirements	03: Continues – Completed IEP team modified course requirements

The reason for this is; if a student met IEP modified requirements, that student can still receive services until they are 21 years old, because the IEP modified requirements do not meet the requirements for a regular diploma. You will also need to update the Exit Code under the Special Education area of the enrollment tab. (See chart above)

Seniors who are Special Education students and have not met modified IEP requirements nor received a regular signed diploma will continue to receive special education services until the age of 21. They should be coded as **11: Student continues** in their regular enrollment record and Special Education code should be blank.

Student continues Code	General Enrollment Exit Codes	Special Ed Fields Exit Codes
		11: Student Continues

Third, students who turn 21 during the fiscal year that did not receive a regular diploma will use one of the following codes depending if they met IEP requirements or not.

Age Out Exit Code	General Enrollment Exit Codes	Special Ed Fields Exit Codes
	07: Reached maximum age for special education (21)	4: Reached the Maximum Age (did not meet IEP modified requirements)
	21: Aged Out – Completed IEP team modified course requirements	14: Aged Out: Completed IEP Team Mod/Course Requirements

Fourth, at the beginning of the following year, if the student does not return, the enrollment needs to be amended to reflect discontinued or dropout.

Exit Code (did not return in fall)	General Enrollment Exit Codes	Special Ed Fields Exit Codes
	20: Discontinued education – Completed IEP team modified course requirements	13: Discontinued education – Completed IEP team modified course requirements
	02: Discontinued education – dropout	8: Dropped out or 7: Moved not known to be continuing

(These codes will be used in the fall if the student does not return)

General Enrollments to SPED Enrollment Crosswalk of Exit Codes	
General Enrollment Field	Special Education Field
01 Expelled – (District is obligated to provide FAPE for students with disabilities. Student may have an end date in the regular school calendar, but then should be entered into calendar #97).	District is obligated to provide FAPE, no exit code is needed.
02 Discontinued education - dropout	8- Dropped out <i>or</i> 7 - Moved not known to be continuing (counts as a dropout for graduation and dropout rates)
03 In-state school transfer	6- Moved known to be continuing
04 Student graduated, must receive a regular high school diploma (<i>Not a GED or certificate of completion</i>)	2 - Graduated, must receive a regular high school diploma (<i>Not a GED or certificate of completion</i>)
05 Student died	5- Died
06 Committed to Institution	6 - Moved known to be continuing
07 Reached maximum age for special education (21)	4 - Reached maximum age
08 Out-of-state school transfer	6 - Moved known to be continuing
09 Colony student completed > grade 8 – religious exemption	9 - Refused services
10 Student retained	Do not end the special ed record or it will not roll forward.

11 Student continues	12 – Student continues (<i>Do not use this code on all records in the special ed enrollment at the end of the year. The Special Ed roll over wizard will only roll forward records that do not have an end date and exit reason in the special ed enrollment field</i>).
12 Persistently Dangerous Transfer	6 - Moved known to be continuing <i>or</i> 11 - Change to IEP (if the transfer was due to an IEP team decision)
13 School Improvement Transfer	6 - Moved known to be continuing
14 Alternative Instruction/Home school Transfer	9 - Refused services (<i>Use this code if student is still eligible but not currently attending public school</i>). <i>or</i> 12 - Student continues (<i>Use this code if the school will still be providing special education services</i>).
15 Suspended (District is obligated to provide FAPE for students with disabilities. Student may have an end date in the regular school calendar, but then should be entered into calendar #97).	District is obligated to provide FAPE; no exit code is needed.
16 Alternative Instruction/Home school completer	9 - Refused services (<i>Use this code if student is still eligible but not currently attending public school</i>). <i>or</i>

	12- Student continues <i>(Use this code if the school will still be providing special education services).</i>
17 Discontinued Education – completed GED	9 – Refused services. <i>(Use this code if student is still eligible but not currently attending public school).</i>
18 Discontinued Education – exceeds compulsory age	9 – Refused services. <i>(Use this code if student is still eligible but not currently attending public school).</i>
19 Continues – Completed IEP team modified course requirements for high school	03 – Continues – Completed IEP team modified course requirements for high school
20 Discontinued Education – Completed IEP team modified course requirements for high school	13 – Discontinued education – Completed IEP team modified course requirements for high school
21 Aged Out – Completed IEP team modified course requirements for high school	14 – Aged Out – Completed IEP team modified course requirements for high school
Does not necessarily require exit code on Enrollment field	1 - Not receiving Special Ed Services <i>(Use this code if the IEP team determines the student is no longer eligible for special education).</i>
Does not necessarily require exit code on Enrollment field	11 – Change in IEP <i>(Use this code to end the current special ed record in order to enter a new special ed record any time special education information changes).</i>
Does not necessarily require exit code on Enrollment field	15 – Revocation of consent <i>(Use this code to end the special education record if the parent or adult student signs off to no longer be considered eligible for special ed).</i>

REQUIRED DATA ELEMENTS FOR UPLOAD SCHOOL DISTRICTS

STUDENT ENROLLMENTS

Upload districts must utilize the most current File Interface Specifications when uploading their Students with Disabilities December Child Count data into the State Edition. The more frequently upload districts complete an upload your data, the more current your data will be in Infinite Campus State Edition. Please contact the Data Management Office at 605-773-3134 for the most recent file specifications. Please see the previous guidance provided regarding unique enrollment situations and guidance on Out of District Placements for Students with Disabilities.

SECTION IV – CERTIFIED STAFF

STAFF MEMBERS WITHIN INFINITE CAMPUS

As the South Dakota Department of Education continues to enhance our Statewide Longitudinal Data System (SD-STARS), it is important to make links for certified staff between different systems. In order to maintain FERPA compliance the SDDOE is requesting that all public school districts populate the “email” field and birthdates for all certified staff member in Infinite Campus. To clarify, the SDDOE would like to have the highest possible match rate to ensure that a) we are identifying the right teacher for the right school and b) teachers are seeing the children they serve in the classroom.

The SDDOE has submitted an enhancement to have the birthdate field become a requirement for all staff members. We do not know at this time when the enhancement will be made available in Infinite Campus. Currently, we are asking you to enter or correct the birthdates for the staff members that are currently in your system.

SEARCHING FOR A STAFF MEMBER

Index Search Help

Search for a:

Staff

Go

[Advanced Search >>](#)

Search Results: 8

- 12, Julie
- Carlson, Kimmie
- Ellenbecker, Laura
- Ginther, Rob
- Jung, Teri
- Merriman, Judy
- Turner, Linda
- turner, linda

When the profile appears, open the Demographics tab and you will enter the birthdate and the e-mail address. Please enter the appropriate (school) e-mail address.

Gender: F

District Assignments School Choice Credentials Overrides Fees ID History

Demographics Identities Households Relationships Enrollments District Employment

Save Delete Person Summary Report Demographics Data

Person Information

PersonID 1354

*Last Name Merriman *First Name Judy Middle Name Suffix

*Gender Female Birth Date Soc Sec Number

Race/Ethnicity (Edit)

State Race/Ethnicity: WH:White, not Hispanic

Federal Designation: 6:White

Race(s): White

Hispanic/Latino: No Data

Personal Contact Information

Other Phone Private Work Phone Private

Cell Phone Private Pager Private

Email Private

Comments

To help with linking teachers between Infinite Campus and the LDS system, it would be very helpful for SSN numbers to be entered into Infinite Campus.

FORMER STUDENTS WHO ARE NOW STAFF MEMBERS OR PARENTS

- Find the students State ID number and copy and paste that into the Comments Section on the Demographics tab. This way you will have it for your records.
- Go to their census page and take out the Local Student Number and save. If the Local Student Number is grayed out, you will need to submit a ticket to Support so they can update it on the backend.
- Go to their enrollment record to see when their end date was for graduation and make that the end date as a member to their parent's household.
- Go to the relationships tab and uncheck all parent/guardian information to the former student and their guardians.
- Delete any doctor or emergency contact relationships from when the former parent was a student and no longer needed.
- You can keep the history of the parent household and the relationship history of parents/grandparents/siblings.
- If the former student has a new name go to the Identities Tab and click on New and type in the new name and comment as to why.
- Make a new household for this former student and their new child and setup like any other household.

SECTION V – DDN LISTSERV

LISTSERV

If you are not a member of the DDN Listserv, you can subscribe at: <http://k12.sd.us/MailingList/> Scroll down and click on **DDNCampus** from the Mailing List menu. Follow the directions given on how to subscribe to the DDNCampus listserv.

This Listserv is a great resource in putting you in touch with your co-workers across the state who are also responsible for the student data within Infinite Campus.