
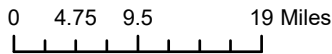
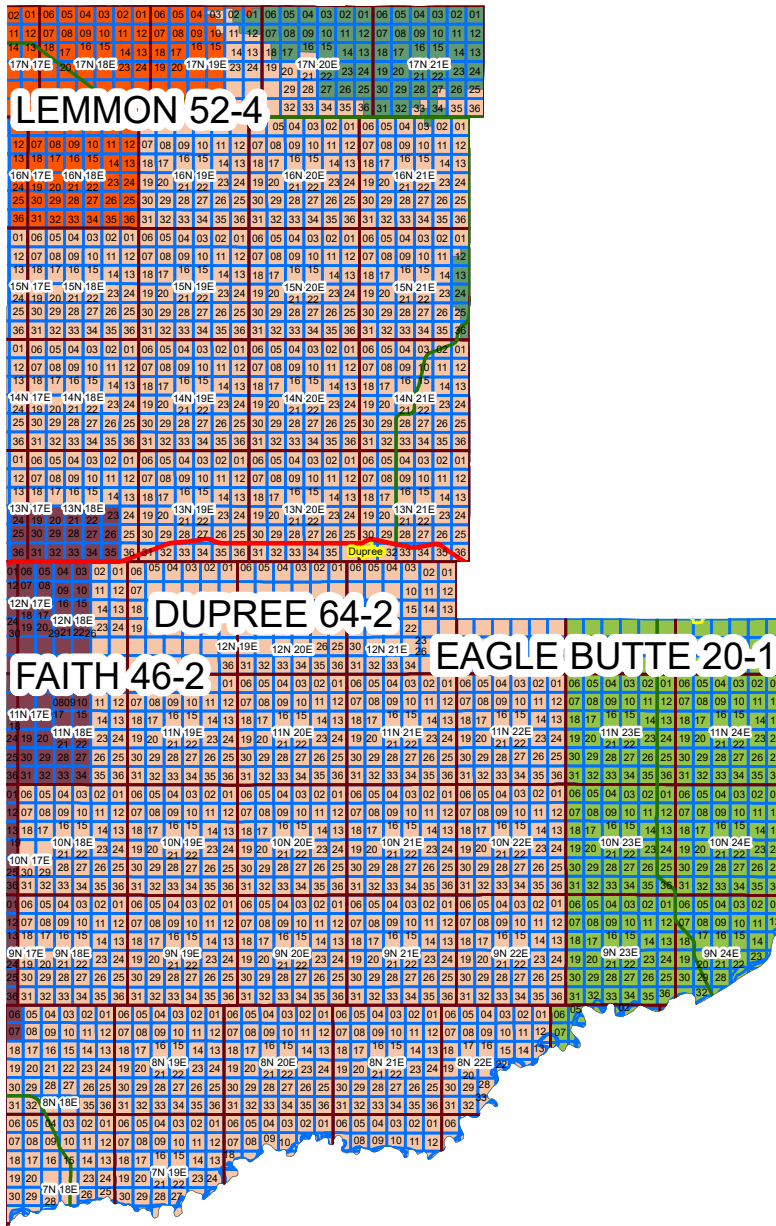




TIMBER LAKE 20-3



School Districts	
	DUPREE 64-2
	EAGLE BUTTE 20-1
	FAITH 46-2
	LEMMON 52-4
	TIMBER LAKE 20-3

NOTE: THIS MAP IS FOR REFERENCE ONLY
 Although every effort has been made to ensure the accuracy of information, errors and conditions originating from the physical sources used to develop the database may be reflected in the data supplied. The end user must be aware of the data conditions and ultimately bear responsibility for the appropriate use of the information with respect to possible errors, original scale, collection methodology, currency of data, and other conditions specific to certain data.

