

English Learners in South Dakota:



English Learner Data Elements in Infinite Campus

Shari Lord

Title III English Language Acquisition Coordinator

shari.lord@state.sd.us

605-280-4011

<https://doe.sd.gov/title/el.aspx>

English Learner (EL) Data Elements in Infinite Campus

This manual is designed to serve as a reference and to be used in conjunction with the SD DOE Title III webpage, EL Assessment webpage, and the Identification and Screening Manual. This manual provides specific information regarding the important EL data elements in Infinite Campus.

Table of Contents

Creating EL Records.....	3
How do I create an EL record?.....	3
Program Status.....	4
EL Services.....	7
Exited EL.....	8
Re-Entry.....	9
First year in country.....	10
Immigrant Children and Youth... ..	13
Requesting Record	14
Definitions	16
Contact Information.....	17

Creating EL records

Creating an EL record: Demographics Tab

Infinite Campus Path: Census > People > Demographics

Ensure the **Home Primary Language** and **Date Entered U.S. School** fields are populated on the student's **Demographics** tab.

Home Primary Language: To be identified as EL the "Home Primary Language" field must be selected as a language other than English.

Visit [EL languages](#) for a list of language codes.

What is a Home Primary language defined as?

A home primary language is a language other than English that is spoken in the home.

Where is this information obtained from?

This information is obtained from the [Home Language Survey](#).

The screenshot shows the 'Demographics' tab in the Infinite Campus system. The 'Person Information' section is expanded, showing fields for Last Name, First Name, Middle Name, Suffix, Gender, Birth Date (Age: 18), and Soc Sec Number. Below this, there are sections for Race/Ethnicity, Birth Country, Date Entered US, Date Entered US School, Date Entered State School, and Birth Verification. The 'Home Primary Language' field is set to 'SPA: Spanish; Castilian'. Three callout boxes point to specific fields: 'Enter the date entered the United States' points to the 'Date Entered US' field; 'Enter date first entered US School' points to the 'Date Entered US School' field; and 'Select the Home Primary Language' points to the 'Home Primary Language' dropdown menu.

Creating an EL record: Program Status

Infinite Campus Path: Student Information > Program Participation > EL

The screenshot shows the 'Active EL Record' form with the following fields and callouts:

- Program Status:** EL (Callout: Enter the Program Status)
- Identified Date:** 09/29/2014
- Expected Exit Date:** (Empty field, Callout: Enter the date the student was identified as needing EL services. Districts are not to enter an exit date. The DOE will submit a file to IC with a list of students who have tested proficient. IC will then enter an exit date on the EL tab.)
- Census Information:** Home Primary Language: KAR: Karen languages; First Entered US School: 09/22/2014; Birth Country: No Data Available

1. Select the current Program Status based on the student’s WIDA Screener for KG or WIDA Screener scores. This value indicates the student’s current EL status.
2. If the student has taken the initial screener assessment (for example, the WIDA Screener for KG or WIDA Screener) and was deemed eligible for EL services, enter the **Identified Date**.

What is the identified date?

The **identified date** is the date that the student was deemed eligible for EL services.

What is the expected exit date?

The **expected exit date** is the date the student is expected to exit the EL program. Remember that EL students are expected to reach English language proficiency within five to seven years of instruction in the EL program.

3. If the student is deemed eligible for EL services through the WIDA Screener for KG or WIDA Screener, enter the **Parent Notified** date.

What is the Parent Notified date?

The Parent Notified date is the date the student's parents/guardians were notified of screener results and whether the student is deemed eligible for services or not. A parent notification letter must be shared with parents within the **first 30 calendar days** of the beginning of the school year or **within two weeks** of enrolment during the school year.

You can find a sample notification letter [here](#).

1. Parents have the right to deny services; however, if identified as an EL student, the student will need to participate in the ACCESS for ELLs 2.0. If the parents declined services, mark the **Parent Declined** checkbox. This is an annual requirement.
2. **Enter WIDA Screener for KG or WIDA Screener scores in Comments section. Also, enter any comments about the student's EL record.**



Creating an EL record: Program Status

Infinite Campus Path:

Student Information > Program Participation > EL


EL- English Learner


EL EL Assessments EL Services

 Save  Delete

Active EL Record


***Program Status** EL ▼

Identified Date 09/25/2012 


Expected Exit Date 10/05/2017 

Program Exit Date

First Year Monitoring:
Second Year Monitoring:
Third Year Monitoring:
Fourth Year Monitoring:

Parent Notified 10/05/2012 

Parent Declined

Parent Declined Date 

Interrupted Schooling

Comments

What is the definition of an English learner?

[EL definition](#)

Select EL as the option if the student is deemed eligible for EL services as a result of the WIDA Screener for KG or WIDA Screener.

What is South Dakota's identification criterion?

The South Dakota Identification Criteria can be found [here](#).

Creating an EL Services Record

Infinite Campus Path: Student Information > Program Participation > English Learner

Who enters the EL Services?

School districts have the responsibility to provide English language development services to all identified English learner students. It is a requirement to enter what services are being provided on the EL Service Types tab.

If you select “Other” please indicate in the comments section of type of EL services that are being provided.

The screenshot shows the 'EL Service Types' configuration page in Infinite Campus. The page has a navigation menu on the left with options like 'System Administrator', 'Student Information', 'Census', 'Behavior', 'Attendance', 'Program Admin', 'Flags', 'English Learners (EL)', 'EL Setup', 'Ad Hoc Reporting', 'User Communication', 'Assessment', 'System Administration', 'FRAM', 'SD State Reporting', 'Data Integrity Tools', and 'Account Settings'. The main content area is titled 'EL Service Types' and contains a table of existing service types and a 'New' form for adding a service type.

Published	Name	Code	Active
<input checked="" type="checkbox"/>	Developmental Bilingual	DEVB	X
<input checked="" type="checkbox"/>	Dual Language	DUAL	X
<input checked="" type="checkbox"/>	SD Test new federal el service	FEDCODE	X
<input checked="" type="checkbox"/>	Heritage Language	HERTL	X
<input checked="" type="checkbox"/>	Other	OTHER	X
<input checked="" type="checkbox"/>	Pull Out ESL	PESL	X
<input checked="" type="checkbox"/>	Spec Acad Inst Deliv in Eng	SDAIE	X
<input checked="" type="checkbox"/>	Sheltered English Instruction	SHEI	X
<input checked="" type="checkbox"/>	Structured English Immersion	STEI	X

The 'New' form for adding a service type includes the following fields:

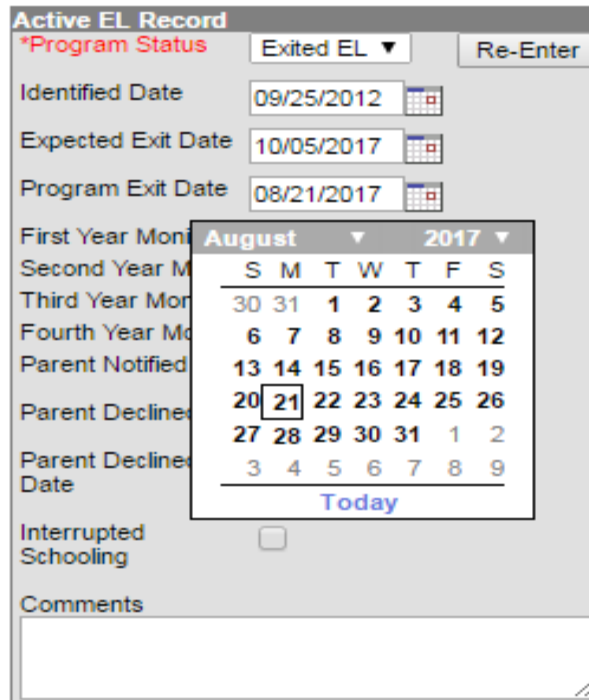
- *Code**: A text input field.
- Inactive**: A checkbox.
- *Name**: A text input field.
- Type**: A text input field.
- Description**: A large text area.

EL Record: Exited EL

Infinite Campus Path: SD DOE inputs Exit Records

Exited EL

 Save  Delete



Active EL Record
*Program Status: Exited EL [Re-Enter]
Identified Date: 09/25/2012
Expected Exit Date: 10/05/2017
Program Exit Date: 08/21/2017
First Year Month: August 2017
Second Year Month: S M T W T F S
Third Year Month: 30 31 1 2 3 4 5
Fourth Year Month: 6 7 8 9 10 11 12
Parent Notified: 13 14 15 16 17 18 19
Parent Declined: 20 21 22 23 24 25 26
Parent Declined Date: 27 28 29 30 31 1 2
Parent Declined Date: 3 4 5 6 7 8 9
Interrupted Schooling:
Comments:

What is the definition of an Exited EL student?

Exited EL student refers to students who have met South Dakota’s exit criteria on the ACCESS for ELLs 2.0 English language proficiency assessment.

What is South Dakota’s exit criterion?

To exit a student from EL status, the student must obtain an Overall Proficiency Level of **5.0** or **higher** on the ACCESS for ELLs 2.0 Assessment or students can obtain an Overall Proficiency Level of **4.0** on ACCESS for ELLs 2.0 or higher AND either a **3.0** or **4.0** on ELA SD State Assessment.

Who inputs the exit date for the student?

SD DOE submits a file to Infinite Campus with a list of students who are deemed proficient on the ACCESS for ELLs 2.0 English language proficiency assessment. Infinite Campus will exit all students from the EL program and will populate an Exit Date.

What is the First, Second, Third, and Fourth year monitoring?

The Exited date record will calculate:

First Year Monitoring- A read-only field calculated exactly one year from **Program Exit Date**

Second Year Monitoring- A read-only field calculated as exactly two years from the **Program Exit Date**.

Third Year Monitoring- A read-only field calculated as exactly three years from the **Program Exit Date**.

Fourth Year Monitoring- A read-only field calculated as exactly four years from the **Program Exit Date**.

How long are LEAs required to monitor Exited EL students?

LEAs are required to monitor Exited EL students for **two consecutive years** after the student has tested proficient on the ACCESS for ELLs 2.0 assessment. LEAs are responsible for evaluating the progress made by children in meeting challenging State academic content and student academic achievement standards for each of the two years after the student is no longer receiving EL services.

If we are only required to monitor Exited students for two years, why does it populate for four years?

Under ESSA, LEAs are required to report on the achievement of Exited EL students for four

Creating an EL Record: Re-Entry

Infinite Campus Path:

Student Information > Program Participation > EL

EL Re-Entry

The screenshot shows the 'Active EL Record' form in Infinite Campus. At the top, there are tabs for 'EL Assessments' and 'EL Services', and buttons for 'Save', 'Delete', and 'Documents'. The form fields include: 'Program Status' set to 'Exited EL', 'Identified Date' as '09/12/2017', 'Expected Exit Date' (empty), 'Program Exit Date' as '12/18/2017', and 'Exit Reason' as '1: Exited EL - Reached Proficiency'. Below these are monitoring dates for the first, second, third, and fourth years (all set to 12/18/2018, 12/18/2019, 12/18/2020, and 12/18/2021 respectively), and fields for 'Parent Notified', 'Parent Declined', and 'Parent Declined Date'. A 'Comments' section is at the bottom. A red circle highlights the 'Re-Enter' button in the top right corner of the form.

Why is an EL student re-entered into the EL program?

Exited EL students are to be monitored for two consecutive years after testing proficient in English. School districts are responsible for evaluating the progress made by students in meeting challenging State academic content and student academic achievement standards for each of the two years after the student is no longer receiving services. Items such as a teacher referral, a parent referral, test scores, and mainstream classroom success might indicate a need to discuss the possibility that the student needs to be re-integrated into the EL program.

The LEA has monitored the student and there is enough evidence that the student is still struggling due to language, what should the LEA do?

If the school district has determined that the student is still struggling due to a language barrier, then the school district may re-enter the student back into the EL program. The student would need to enter the program the same way they entered the very first time. The school district would need to administer the WIDA Screener assessment again.

Creating First Year in Country Record

Infinite Campus Path:

Index > Census > People

Quest, Hadji J BHOLL
Grade: 11 #133419746 DOB: 01/08/1997 Gender: M

District Assignments School Choice Credentials Overrides Fees ID H

Demographics Identities Households Relationships Enrollments Dis

Save Delete Person Summary Report Demographics Data

Person Information
PersonID 85
*Last Name *First Name Middle Name Suffix
Quest Hadji J
*Gender *Birth Date (Age: 18) Soc Sec Number
Male 01/08/1997
Race/Ethnicity (Edit) No Image Available
State Race/Ethnicity: WH: White, not Hispanic
Federal Designation: 6: White
Race(s): White
Hispanic/Latino: N: No
Race/Ethnicity Determination:
Birth Country
Date Entered US Date Entered US School
Date Entered State School Birth Verification
Home Primary Language
SPA: Spanish, Castilian
Nickname

Enter the date entered the United States

Enter date first entered US School

Select the Home Primary Language

Gifted N: No
Homeless Status
State Exclude
504 Plan
Unaccompanied Youth
Student in Foster Care
Student of Active Military Parent
Transportation Category
Migrant Indicator
Assessment Exemption

The first year in country box can be found by clicking on the student's enrollment and going to State Reporting Fields

What is a first year in country criteria?

- A. must be an identified EL student
- B. have been enrolled in a school in one of the 50 states in the United States or the District of Columbia for less than 12 months
- C. Must participate in ACCESS for ELL 2.0 English language proficiency assessment if enrolled during the testing window
- D. For students arriving after the ACCESS for ELLs 2.0 testing window, the WIDA Screener must be administered to provide evidence for SD ELA assessment exemption

If the student meets the above criteria, then...

The student is exempted from participating in the ELA portion of the SD state assessment; however, the student is required to participate in Math and Science. Scores are not included in accountability.

What do we need to indicate in Infinite Campus if the student meets the First Year in Country criteria?

The LEA will need to include the **Date Entered U.S.**, **Date Entered U.S. school**, and **First Year in Country** check box.

Does a student need to be an EL student?

Yes, the student needs to be an EL student.

Do students from Puerto Rico get this first-year exemption?

Yes, if the student is from Puerto Rico and is an identified EL student and has not attended a U.S. school for more than 12 months.

Creating an Immigrant Children and Youth Record

Infinite Campus Path:

Student Enrollment > State Reporting Fields

Save Delete Print Enrollment History New

State Reporting Fields

*Resident District: Alpena 36-1: 36001

*County: Jerauld

Citizenship: 1: US Citizen, 2: Foreign Exchange Student, 3: Immigrant

Gifted: N: No

*Serving (Attending) District: Alpena 36-1: 36001

Enrollment Status

Absent Days

Homeless Status

Unaccompanied Youth

Transportation

Quest, Hadji J BHOLL

Grade: 11 #133419746 DOB: 01/09/1997 Gender: M

District Assignments School Choice Credentials Overrides Fees ID H

Demographics Identities Households Relationships Enrollments Dis

Save Delete Person Summary Report Demographics Data

Person Information

PersonID: 85

Last Name: Quest First Name: Hadji Middle Name: J Suffix:

Gender: Male Birth Date (Age 18): 01/09/1997 Soc Sec Number:

Race/Ethnicity (Edit): State Race/Ethnicity: WH: White, not Hispanic Federal Designation: 6: White Race(s): White Hispanic/Latino: N No Race/Ethnicity Determination:

Birth Country:

Date Entered US: Date Entered US School:

Date Entered State School: Birth Verification:

Home Primary Language: SPA: Spanish, Castilian

Nickname:

What is the definition of an Immigrant Children and Youth student?

[Immigrant Children and Youth](#)

What do we need to indicate in Infinite Campus if the student meets the Immigrant Children and Youth definition?

The LEA will need to include the **Date Entered U.S.**, **Date Entered U.S. school**, and select **Immigrant** under State reporting fields.

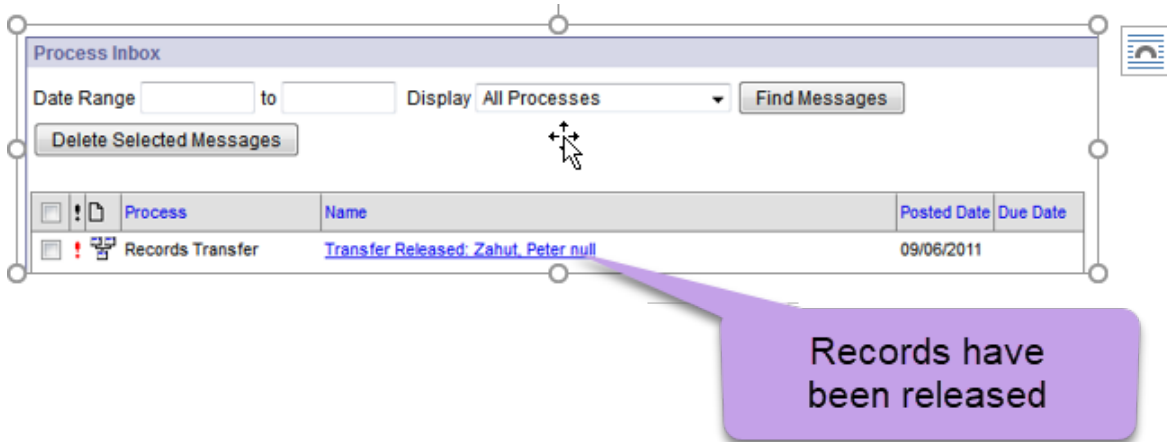
Why do we collect this information?

This information is collected because there is a Title III-Immigrant Children and Youth Grant that LEAs can qualify for if they have a significant impact of Immigrant Children and Youth students.

Please note that the term "immigrant" as used in Title III is not related to an individual's legal status in the United States.

Requesting Records

When a student transfers into your district, a request for records will need to be sent to the student's previous district. That district will then release the records to your district. When the former district selects the Release Records option, records are sent to the requesting district. The new district will receive a message link in its Process Inbox containing the student's records and the former district's contact information.



Record transfers can be accessed in **three** areas of Infinite Campus, when the appropriate user rights have been assigned:

- *Process Inbox* (until deleted)
- *Student Information > General > Student Records Transfer* (permanent record)
- *System Administration > Data Utilities > Student Records Transfer* (permanent record)

A released records transfer message will contain two methods of receiving the transferred student records.

It is the **responsibility** of the **new** district to complete the records transfer by importing and/or entering the relevant data. The Data Imports method directly writes the former district's data to the new district database using Data Import Wizards.

To execute a data import, click the **hyperlinked blue text**. An Import Wizard will open.

Crossed-out items may appear on the release page of both the new and former district. When an item in the Transfer Documents or Data Imports section is crossed out, it indicates that the student did not have any relevant records for that transfer type.

The screenshot shows a web interface for a 'New State Transfer Request'. At the top, there are tabs for 'Standards', 'Athletics', 'AdHoc Letters', 'Transfer', and 'Report'. A blue button labeled 'New State Transfer Request' is visible. Below it, there are two columns of document links, each with a folder icon. The left column includes: Attendance Period Detail, Assessment Summary, Behavior Summary, Health Condition Summary, Health Screening Summary, Health Immunization Summary, and Homeless Summary. The right column includes: Special Ed Evaluation, IEP Documents, PLP, PLP Document, English Learners (EL), EL Services, EL Accommodations, Early Learning, Foster Care, and Military Connections. To the right of these links, there are several 'Import Wizard' links, some of which are crossed out with a grey line. Two purple callout boxes with arrows pointing to the links provide explanations: one points to 'English Learners (EL)' and says 'This student has an EL record. Click on the link to transfer the documents.', and another points to 'English Learners (EL) Import Wizard' and says 'This student has EL record. Click on the link to import the data into your system.'

Definitions

English Learner

English learner – The term “English learner,” when used with respect to an individual, means an individual —

(A) who is aged 3 through 21;

(B) who is enrolled or preparing to enroll in an elementary school or secondary school;

(C)(i) who was not born in the United States or whose native language is a language other than English;

(ii)(I) who is a Native American or Alaska Native, or a native resident of the outlying areas; and

(II) who comes from an environment where a language other than English has had a significant impact on the individual's level of English language proficiency; or

(iii) who is migratory, whose native language is a language other than English, and who comes from an environment where a language other than English is dominant; and

(D) whose difficulties in speaking, reading, writing, or understanding the English language may be sufficient to deny the individual —

(i) the ability to meet the challenging State academic standards;

(ii) the ability to successfully achieve in classrooms where the language of instruction is English; or

(iii) the opportunity to participate fully in society.

Immigrant Children and Youth

Definition of Immigrant Children and Youth

The term ‘Immigrant children and youth’ means individuals who-

“(A) are aged 3 through 21;

“(B) were not born in any State; and

“(C) have not been attending one or more schools any one of more States for more than 3 full academic years.

“Three full academic years” = cumulative

First Year in Country

A. must be an identified EL student

B. has not attended schools in the United States (**not including Puerto Rico**) for less than 12months

C. Must participate in ACCESS for ELL 2.0 English language proficiency assessment if enrolled during the testingwindow

D. If the student arrives after the ACCESS for ELLs 2.0 testing window, then the student must participate in the WIDA Screener assessment

Resources

SD DOE Title III page

<http://doe.sd.gov/title/el.aspx>

**SD DOE Infinite Campus- Student
Information Management System**

<http://doe.sd.gov/ofm/sims.aspx>

Contact Information

Shari Lord

Title III English Language Acquisition Coordinator

Shari.Lord@state.sd.us

605-280-4011

Teri Jung

Management Analyst

Teri.Jung@state.sd.us

605-773-8197