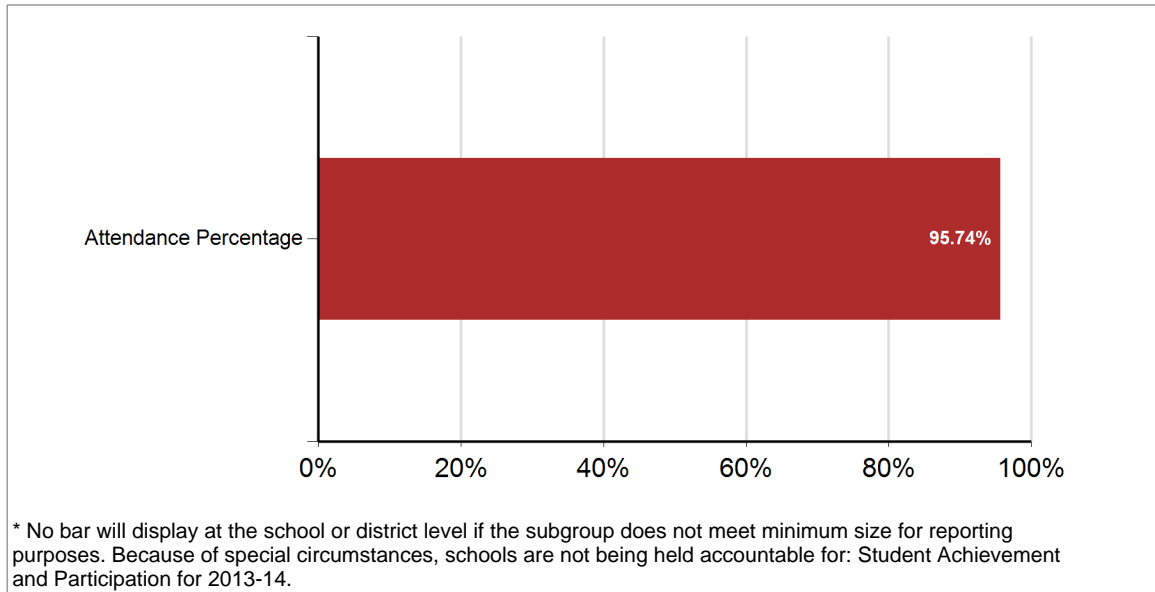


**Belle Fourche 09-1 | South Park Elem - 03**

**School Classification:** Progressing

**Title I Designation:** Schoolwide

**Performance Indicators**



**Belle Fourche 09-1 | South Park Elem - 03**

**Staffing**

**Core Classes Taught by Highly Qualified Teachers**





<b>Number of Core Content Classes</b>	<b>94</b>
<b>Percent of Classes taught by Highly Qualified Teachers</b>	<b>100.00%</b>
<b>Percent of Classes not taught by Highly Qualified Teachers</b>	<b>0.00%</b>

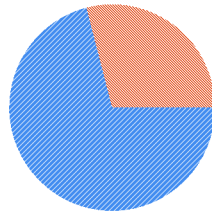
It has been determined that South Dakota does not offer an Emergency or Provisional License. This information is therefore not being reported.

<b>Teachers</b>	<b>30.81</b>
<b>Average Years of Experience</b>	<b>15</b>
<b>Percent with Advanced Degrees</b>	<b>29.03%</b>

Percent with advanced degree does not include unknown degrees. Number may not match pie chart.

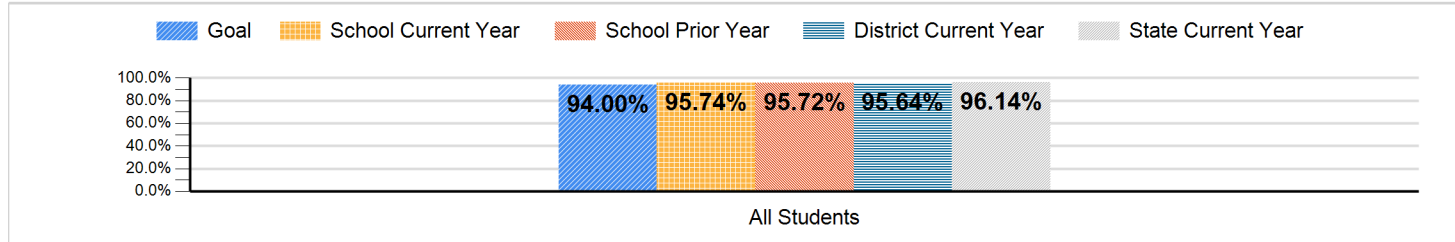
**Degrees Earned**

-  Bachelors - 70.97%
-  Doctorate - 0.00%
-  Masters - 29.03%
-  Specialist - 0.00%



**Belle Fourche 09-1 | South Park Elem - 03**

**Attendance**



**Attendance: Data Matrix**

Subgroup	Goal	School Current Year	School Prior Year	District Current Year	State Current Year
	Attendance Percentage	Attendance Percentage	Attendance Percentage	Attendance Percentage	Attendance Percentage
All Students	94.00	95.74	95.72	95.64	96.14
Hispanic / Latino	94.00	95.04	93.75	94.58	95.36
American Indian / Alaskan Native	94.00	92.25	94.39	92.48	92.69
Asian	94.00	0.00	0.00	0.00	96.97
Black / African American	94.00	94.44	92.82	92.75	96.59
Native Hawaiian / Pacific Islander	94.00	0.00	0.00	0.00	94.43
White / Caucasian	94.00	95.90	96.00	95.82	96.80
Multi-Racial	94.00	95.26	94.80	94.60	95.08
Student With Disabilities	94.00	95.27	95.60	94.79	95.35
English Language Learners	94.00	66.73	92.71	66.73	95.80
Economically Disadvantaged	94.00	95.15	95.20	95.08	94.78
Female	94.00	95.56	95.66	95.60	96.13
Male	94.00	95.92	95.76	95.68	96.16
Migrant	94.00	97.45	96.47	97.45	97.15
Gap	94.00	95.29	95.25	95.14	95.11
Non-Gap	94.00	96.51	96.39	96.47	97.30