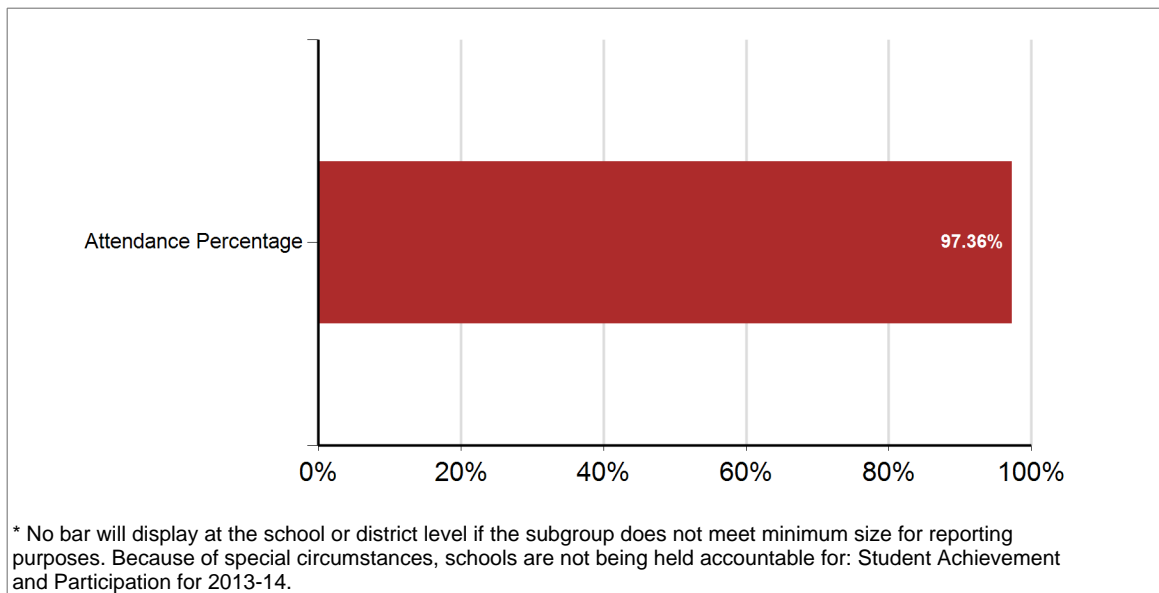


Armour 21-1 | Armour Elem - 02

School Classification: Exemplary High
Performance

Title I Designation: Schoolwide

Performance Indicators



Armour 21-1 | Armour Elem - 02

Staffing

Core Classes Taught by Highly Qualified Teachers





Number of Core Content Classes	23
Percent of Classes taught by Highly Qualified Teachers	100.00%
Percent of Classes not taught by Highly Qualified Teachers	0.00%

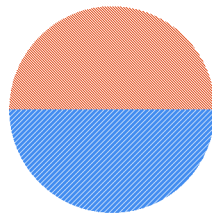
It has been determined that South Dakota does not offer an Emergency or Provisional License. This information is therefore not being reported.

Teachers	7.18
Average Years of Experience	17
Percent with Advanced Degrees	50.00%

Percent with advanced degree does not include unknown degrees. Number may not match pie chart.

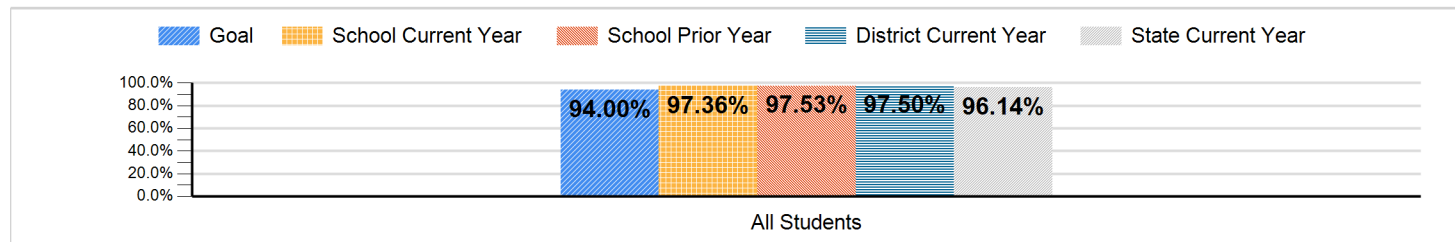
Degrees Earned

 Bachelors - 50.00%
 Doctorate - 0.00%
 Masters - 50.00%
 Specialist - 0.00%



Armour 21-1 | Armour Elem - 02

Attendance



Attendance: Data Matrix

	Goal	School Current Year	School Prior Year	District Current Year	State Current Year
Subgroup	Attendance Percentage	Attendance Percentage	Attendance Percentage	Attendance Percentage	Attendance Percentage
All Students	94.00	97.36	97.53	97.50	96.14
Hispanic / Latino	94.00	0.00	0.00	0.00	95.36
American Indian / Alaskan Native	94.00	97.94	98.51	97.94	92.69
Asian	94.00	0.00	0.00	0.00	96.97
Black / African American	94.00	100.00	0.00	100.00	96.59
Native Hawaiian / Pacific Islander	94.00	0.00	0.00	0.00	94.43
White / Caucasian	94.00	97.34	97.72	97.49	96.80
Multi-Racial	94.00	96.38	94.16	96.38	95.08
Student With Disabilities	94.00	96.39	96.67	96.46	95.35
English Language Learners	94.00	0.00	0.00	0.00	95.80
Economically Disadvantaged	94.00	97.48	95.92	97.30	94.78
Female	94.00	97.14	96.76	97.27	96.13
Male	94.00	97.48	97.99	97.65	96.16
Migrant	94.00	0.00	0.00	0.00	97.15
Gap	94.00	97.16	96.50	97.06	95.11
Non-Gap	94.00	97.55	98.00	97.85	97.30