

CIVIL RIGHTS TRAINING

All Topics for Sites

Summer Food Service Program

<http://doe.sd.gov/cans/documents/SFSPCivil2.pdf>




south dakota
DEPARTMENT OF EDUCATION

Learning. Leadership. Service.


GOALS OF CIVIL RIGHTS

- Equal treatment for all eligible participants
- Knowledge of rights and responsibilities
- Get rid of reasons why people don't take part in a program
- Dignity and respect for all



TRAINING

- Local agencies are responsible for annual training.
- First line workers (including volunteers) and all levels of supervisors must receive required training.
- Training can be done in many ways.
- **You are required to document your training efforts.**




Required Training Documentation

- Name of the training Instructor
- Date training was given
- Topics covered in the training
- Names of all the people being trained
 - Use simple sign-in sheets which all participants sign at the end of the training session
- Keep your sign-in sheets in your files along with a copy of the training.



CIVIL RIGHTS REQUIRED TRAINING TOPICS

- Collection and use of data;
- Effective public notification systems;
- Complaint procedures;
- Compliance review techniques;
- Resolution of noncompliance;
- Reasonable accommodation of people with disabilities;
- Language assistance;
- Conflict resolution; and
- Customer service



TRAINING TIPS



- Cover the basics
- Give people an understanding about how the civil rights got started (i.e. laws that cover all federally funded entities)
- Use examples
- Expect issues and questions and be prepared to address them
- Recognize and value differences

TRAINING TIPS

- Be sensitive, civil rights can be very personal and people approach it from different angles.
- Answer questions directly and clearly.
- If you don't know the answer DO NOT make something up – agree to get the answer and then follow up.
- Contact South Dakota Department of Education - Child and Adult Nutrition Services for help.



What is Federal Financial Assistance?

Federal financial assistance is anything of value received from the Federal government such as:

- cash grants and loans
- USDA food/commodities
- Training
- property donations,
- permission to use Federal property
- similar items and services



CIVIL RIGHTS LAWS

- Title VI – Civil Rights Act of 1964 states *No person in the United States shall be discriminated against on the grounds of race, color, or national origin, be excluded from participation in, be denied the benefits of, or be subjected to discrimination under any program or activity.*
 - Example: Race/color: Treating or speaking to a child differently (using slang for example) or in a friendlier manner because of race or color.




Language

Local agencies/schools have a responsibility to make sure people with limited English proficiency (LEP), individuals who do not speak English as their primary language and who have a limited ability to read, speak, write, or understand English need to be served in other languages.

Additional resources available at:

http://www.fns.usda.gov/cr/LEP_entry.htm



Language




Provide information in other language when:

- High number of LEP persons are in your eligible population
- The person has contact with program often
- The importance of program – which food is
- This will cost you, for help contact the Child and Nutrition Services office

SHORTAGE OF MONEY DOES NOT ELIMINATE REQUIREMENT!!!

Language

- Children who are minors should not be used as interpreters.
- Volunteers may be used, but make sure they understand confidentiality!
- See www.lep.gov for more information



CIVIL RIGHTS LAWS

- The Age Discrimination Act of 1975 provides: *No person in the United States, shall, on the basis of age, be excluded from participation in, be denied the benefits of, or be subjected to discrimination under, any program or activity receiving Federal financial assistance.*



CIVIL RIGHTS LAWS

- Title IX of the Education Amendments of 1972 states: *No person in the United States shall, on the basis sex (gender), be excluded from the participation in, be denied the benefits of, or be subjected to discrimination under any educational program or activity receiving Federal financial assistance.*
 - Example: You shouldn't offer smaller portions to girls compared to boys. The same size portion should be offered to each.



CIVIL RIGHTS LAWS

- Section 504 of the Rehabilitation Act of 1973 added disability to Title VI.
- Title II and Title III of the Americans with Disabilities Act of 1990 extended the requirements to all services, programs and activities of State and local governments and prohibits discrimination based on disability in other public services.

Reasonable Accommodations



- Make sure people with disabilities can get into your agency from the parking lot, entrances, hall, elevators, rest rooms, and allows service animals
- Arrange ways for people to get services
 - Example: You come up to main floor if your program is in the basement and you don't have an elevator.
- FedRelay www.gsa.gov/fedrelay
Telecommunications services to allow individuals who are deaf, hard of hearing, and/or have speech disabilities.



WHAT IS A PROTECTED CLASS?

- Any person or group of people who have characteristics for which discrimination is prohibited based on a law, regulation, or executive order.
- Protected classes in SFSP are race, color, national origin, age, sex, and disability.



2004 “Equal Opportunity for Religious Organizations”

- Laws protect Faith-Based Organizations
- Church and community organizations are treated the same
- Prohibits discrimination against an organization on the basis of religion, religious belief or character in the distribution of funds
- Any faith organization can use space in their building without removing religious art or symbols

Law Protects People

- No organization that receives direct assistance from the USDA can discriminate against a participant or potential participant on the basis of religion or religious belief.
- Faith-based organizations can do their mission, as long as USDA funds (or activities) do not support worship, religious instruction or pressuring people to take their beliefs.

ASSURANCES

- Help to clarify expectations
- Intended to help stop discrimination against applicants and participants
- Intended to prevent future discrimination
- Help address effects of past discrimination



Collection and Use of Data

- Required for SFSP
- In general, any data collected about beneficiaries should be kept secure and confidential.
- Used to determine if more people could be reached in your community.
- Identify who needs to be reached yet.




PUBLIC NOTIFICATION



1. Program Availability

- Display the “And Justice for All” poster.
- Tell applicants, participants, potentially eligible persons, and grassroots organizations of program rights and responsibilities or changes in programs.
- Provide information in other formats for persons with disabilities.
- Other languages available.



POSTERS



Contact CANS at 773-3413
for additional posters.

Federal Relay Services
www.gsa.gov/fedrelay

PUBLIC NOTIFICATION

2. Complaint Information

Let applicants and participants at your site know their right

- to file a complaint
- how to file a complaint
- the complaint procedures




Complaints

- ✓ Bases complaints may be filed:
 - ✓ Race
 - ✓ Color
 - ✓ National origin
 - ✓ Age
 - ✓ Sex
 - ✓ Disability
- ✓ Never discourage anyone from filing complaints or from telling about situation of discrimination access form at http://www.ascr.usda.gov/complaint_filing_cust.html
- ✓ Know where to file a complaint - U.S. Department of Agriculture Office of the Assistant Secretary for Civil Rights, 1400 Independence Avenue, S.W., Washington, D.C. 20250-9410; Fax (202) 690-7442 or Email: program.intake@usda.gov
- ✓ Send complaint letter to USDA and Child & Adult Nutrition Services office

What to do if a complaint is made:

- Immediately let the Child & Adult Nutrition Services office know
- Provide forms for written complaints
 - Written complaints will be accepted and forwarded upon receipt.
- Take detailed notes of complaints
 - If someone is complaining in a telephone conversation and refuses or is not putting it in writing, the staff person on the call will need to write up the details of the complaint. These complaints will be accepted and forwarded immediately upon receipt.



Information needed:

- Who is complaining
 - Name
 - Address
 - Telephone number
- Where it happened
 - What agency
 - What address
- What happened
- Basis for the claim
 - Race
 - Age
 - Disability, etc.
- Name of anyone who saw or heard what happened
- When it happened
 - Date
 - Time



PUBLIC NOTIFICATION

3. Nondiscrimination Statement

- Nondiscrimination statement is required on all agency publications, posters, websites, and informational materials. The website must at a minimum have the nondiscrimination statement or a link to it on the home page.
- Must show the message of equal opportunity in all photos and other graphics that are used in publications.
- Make sure font size of the non-discrimination statement is the same size font as the rest of the information in the publication.

NON-DISCRIMINATION STATEMENT

In accordance with Federal civil rights law and U.S. Department of Agriculture (USDA) civil rights regulations and policies, the USDA, its Agencies, offices, and employees, and institutions participating in or administering USDA programs are prohibited from discriminating based on race, color, national origin, sex, disability, age, or reprisal or retaliation for prior civil rights activity in any program or activity conducted or funded by USDA.

Persons with disabilities who require alternative means of communication for program information (e.g. Braille, large print, audiotape, American Sign Language, etc.), should contact the Agency (State or local) where they applied for benefits. Individuals who are deaf, hard of hearing or have speech disabilities may contact USDA through the Federal Relay Service at (800) 877-8339. Additionally, program information may be made available in languages other than English.

To file a program complaint of discrimination, complete the USDA Program Discrimination Complaint Form, (AD-3027) found online at:

http://www.ascr.usda.gov/complaint_filing_cust.html, and at any USDA office, or write a letter addressed to USDA and provide in the letter all of the information requested in the form. To request a copy of the complaint form, call (866) 632-9992. Submit your completed form or letter to USDA by:

(1) Mail: U.S. Department of Agriculture Office of the Assistant Secretary for Civil Rights, 1400 Independence Avenue, SW, Washington, D.C. 20250-9410; (2) Fax: (202) 690-7442; or (3) Email: program.intake@usda.gov.

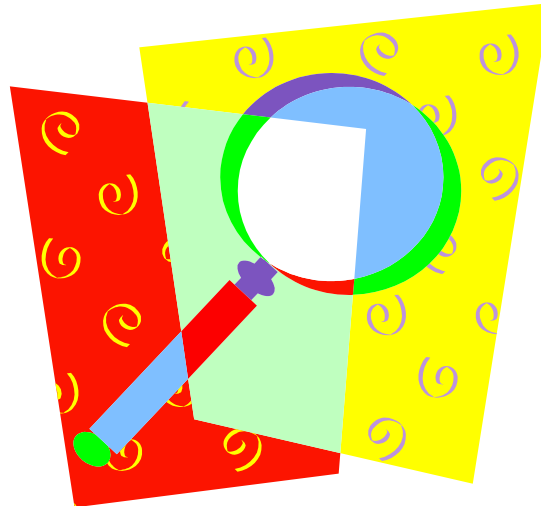
This institution is an equal opportunity provider.

NON-DISCRIMINATION STATEMENT (Short Version)

This institution is an equal opportunity provider.

COMPLIANCE REVIEWS

- Pre-award, post-award, and special
- Check for non-discrimination and ensure civil rights requirements are being followed



RESOLUTION OF NONCOMPLIANCE

- CORRECTIVE ACTIONS:
 - Stop inappropriate actions
 - Start appropriate procedures
- FAILURE OR REFUSAL TO PUT CORRECTIVE ACTIONS IN PLACE CAN RESULT IN LOSS OF FEDERAL ASSISTANCE!



The Customer and Customer Service


- The term customer is described as anyone you work with.
- Anyone you work with outside your immediate organization or team is your external customer.
- Persons within your organization are internal customers.

SERVICE EXCELLENCE

How you can make a difference!



- Treat all people with dignity and respect
- Answer questions in a voice that is non-threatening
- Clearly tell everyone the rules and rights and responsibilities
- Find and use tools and techniques to improve customer service.
- Recognize when stress creates a problem in giving service excellence.



Making a Difference!


Recognize and appreciate the fact customers have many different needs and few places to get assistance from.

- Notice when a person feels they have been treated in a rude manner.
- Learn to put yourself in their place when necessary.
- Develop good listening skills.
- Learn to deal with dissatisfied customers.
- Improve customer satisfaction.

CONFLICT RESOLUTION

- Remain calm
- Explain the situation
- Get help, especially if threats or if violence is possible





Dealing with the Angry Customer

- **What is the problem?** Using information given you – determine what is wrong.
- **Determine a solution.** Know your organizations policy on handing situations and information needed to offer a solution.
- **Gain approval from the Customer.** Check with the customer for their approval on a solution.
- **Make an agreement.** You and the customer should determine what is to be done, when it is to be done, and by whom and alternatives if needed.
- **Follow up.** Personally make sure that the customer has been satisfied; and provide feedback.

Develop a Customer Service Checklist

Consider making a list of customer service techniques, attitudes and behaviors for staff working with participants and callers to your site for information and the Summer Food Service Program.

The checklist should be job related in order to provide good customer service and to improve customer satisfaction.

Questions?



Civil Rights Training

All Topics

- Retain completed training in administrative records for 3 years past the current year
- Include a copy of training and instructor name in the records
- Complete Civil Rights training annually

RESOURCES

- <http://doe.sd.gov/cans/index.aspx>
- MPRO SP 01-2016 (DR) 4300-003 Equal Opportunity Public Notification Policy
- <http://www.fns.usda.gov/civil-rights>
- <https://www.fns.usda.gov/cr/limited-english-proficiency-lep>
- <http://www.ascr.usda.gov/>
- <https://www.ascr.usda.gov/filing-program-discrimination-complaint-usda-customer>
- <http://www.fns.usda.gov/cr/Documents/113-1.pdf>

Training created by Julie McCord, South Dakota Department of Education, Child and Adult Nutrition Services