




South Dakota Public School Accountability System

Below is a summary of changes resulting from the June 2014 extension of South Dakota's ESEA flexibility waiver.

School Performance Index: High School

| <i>Indicator:</i> | <i>Previous measure:</i> | <i>2014-15</i> | <i>2015-16</i> | <i>2016-17</i> |
|--|--|---|---|--|
| Achievement | % of students scoring proficient or higher on state assessment in math and English language arts. Weighted based on gap/non-gap group composition. | No change* <i>*First year Smarter Balanced results will be used to calculate achievement</i> | 2015 and 2016 Smarter Balanced results used to calculate achievement | 2015, 2016 and 2017 Smarter Balanced results used to calculate achievement. Moving forward, 3 years of data used to calculate achievement. |
| High School Completion | 1) 4-year cohort graduation rate <i>and</i> 2) % of students in most recently completed school year who have attained a diploma or GED | No change |  | |
| College & Career Readiness | | | | |
| <i>College</i> | % of students taking the ACT who scored a 20 or higher in math and an 18 or higher in English | No change | % of students in 2014-15 graduating cohort whose ACT or Accuplacer scores meet Board of Regents benchmarks | % of students in 2015-16 graduating cohort whose Smarter Balanced, ACT or Accuplacer scores meet BOR benchmarks |
| <i>Career</i> | Not measured separately from college readiness | No change | % of 2014-15 graduates who take the National Career Readiness Certificate assessment** and earn a certificate (Bronze level or above) | % of 2015-16 graduates who take the National Career Readiness Certificate assessment** and earn a certificate (Bronze level or above) |
| <p><i>**Schools are not required to administer the National Career Readiness Certificate assessment. For schools that do not administer the NCRC assessment, all points for the College & Career Readiness indicator will come from student scores on Smarter Balanced, ACT or Accuplacer.</i></p> | | | | |

School Performance Index: Elementary and Middle School

| <i>Indicator:</i> | <i>Previous measure:</i> | <i>2014-15</i> | <i>2015-16</i> | <i>2016-17</i> |
|------------------------|--|---|---|--|
| Achievement | % of students scoring proficient or higher on state assessment in math and English language arts. Weighted based on gap/non-gap group composition. | No change* <i>*First year Smarter Balanced results will be used to calculate achievement</i> | 2015 and 2016 Smarter Balanced results used to calculate achievement | 2015, 2016 and 2017 Smarter Balanced results used to calculate achievement. Moving forward, 3 years of data used to calculate achievement. |
| Academic Growth | Not measured | 2015 Smarter Balanced results set baseline for growth | First year that Student Growth Percentile model is used  | |
| Attendance | Average Daily Attendance (ADA) rate calculation | % of students meeting the state's target attendance rate of 94% |  | |

Other Changes

| | |
|--|---|
| Effective Teachers and Principals | Schools must evaluate teachers and principals, but results <i>will not be used in the calculation of SPI scores.</i> |
| School Climate | School climate remains a focus of work with Priority schools, but results will not be used in the calculation of SPI scores. |
| Focus and Priority Schools | <p>Previously, a school's first year of designation as a Focus or Priority school was also the first implementation year. <i>Beginning in 2014-15</i>, a school's first year of designation will be a planning year to determine necessary interventions, staffing and budget needs, etc.</p> <p>After three years, Focus schools making substantial progress (closing the achievement gap by 25% and making good faith efforts) can remain so categorized, instead of being moved into the Priority category.</p> <p>After four years, Priority schools making substantial progress (closing the achievement gap by 25% and making good faith efforts) can remain so categorized, instead of being moved to an imposition of intervention model.</p> |