

# Perkins Report Card User Guide

# Perkins Report Card



*South Dakota*  
Report Card 2020-2021

2020-21 Public School Information

**What is a Report Card?**  
The South Dakota Report Card is intended to share important information about the state's public schools. It encompasses a variety of indicators that contribute to school performance. Browse the links below to learn more.

**FIND YOUR SCHOOL.**  
Search below to see a snapshot and detailed educational information about South Dakota districts and schools.

Search by school or district name

- **Public Access via SD Report Card**

- Suppressed where applicable
- Type your district's name into the search box

## ALL DISTRICTS



(605) 773-3134

ABOUT THE STATE

FAQ



The 2020-2021 school year was a historic one. Despite the challenges of the COVID-19 pandemic, South Dakota schools largely were able to provide in-person instruction for students, while implementing prevention strategies to keep students and staff safe and offering options for students unable to attend in person. I am so proud of the efforts made by South Dakota school leaders, teachers, and staff to ensure that our students kept learning and growing despite a pandemic. Kudos to all of them!

As you review the 2020-2021 Report Card, please note that, because of the continued impacts of COVID, this year's data are incomplete. Please use caution in comparing this year's data to past years.

Tiffany Sanderson, Secretary of Education

OVERALL  
SCORE

STUDENT  
PERFORMANCE

STUDENT  
PROGRESS

HIGH SCHOOL  
COMPLETION

COLLEGE AND  
CAREER READINESS

ENGLISH LEARNERS  
PROGRESS

EDUCATOR  
QUALIFICATIONS

SCHOOL  
ENVIRONMENT


SCHOOL  
SAFETY

CAREER  
TECH ED

Link is on the far right...


# Concentrators

- Earned high school credit in two courses within a single Career Cluster.
- May add up across different data years to become a concentrator.
- Once a concentrator, always a concentrator.



# Participant

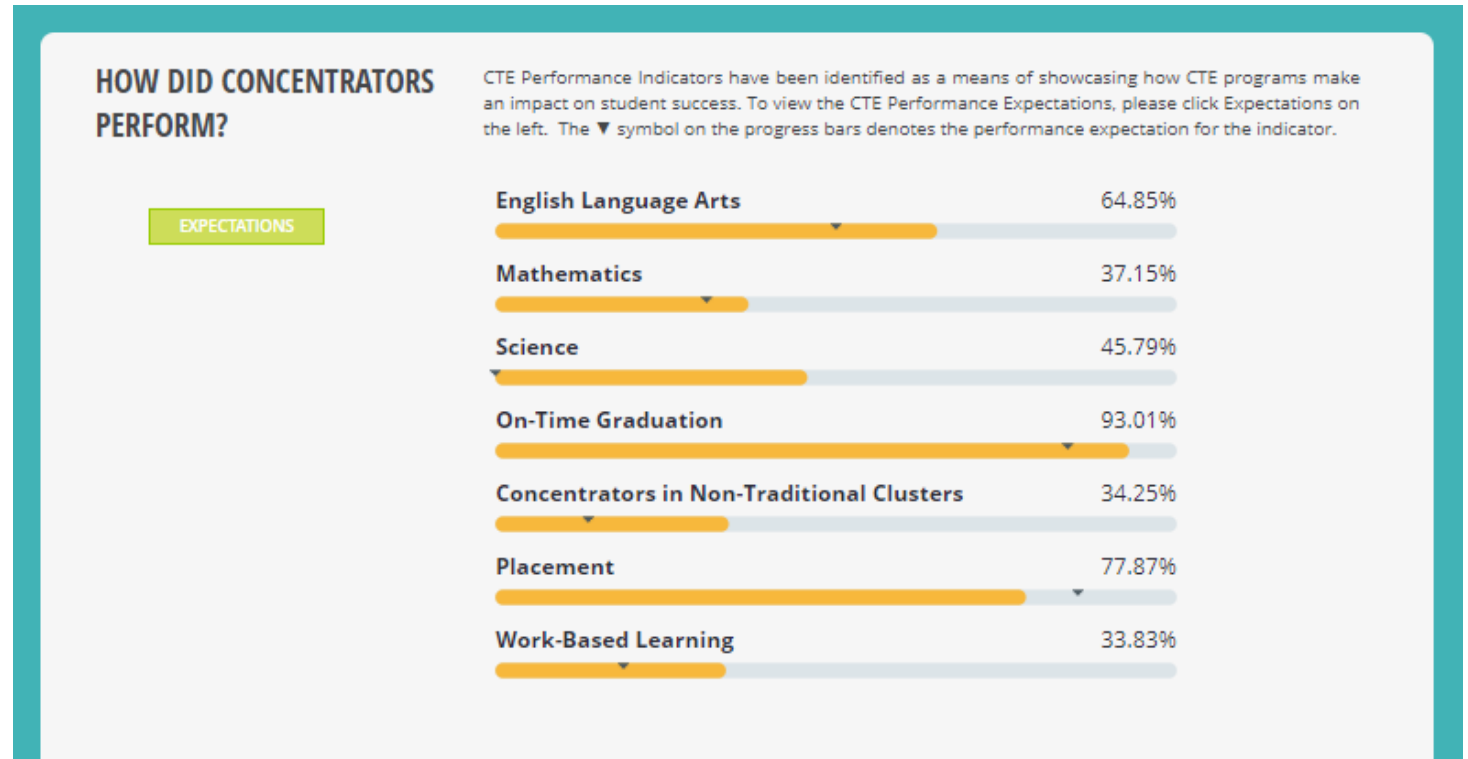
- Earned high school credit in at *least one approved Career Cluster course*
- Specific to that data year
- May already be a concentrator
- May not be a concentrator
- May be their first class or one of many already taken



# Performance Indicators

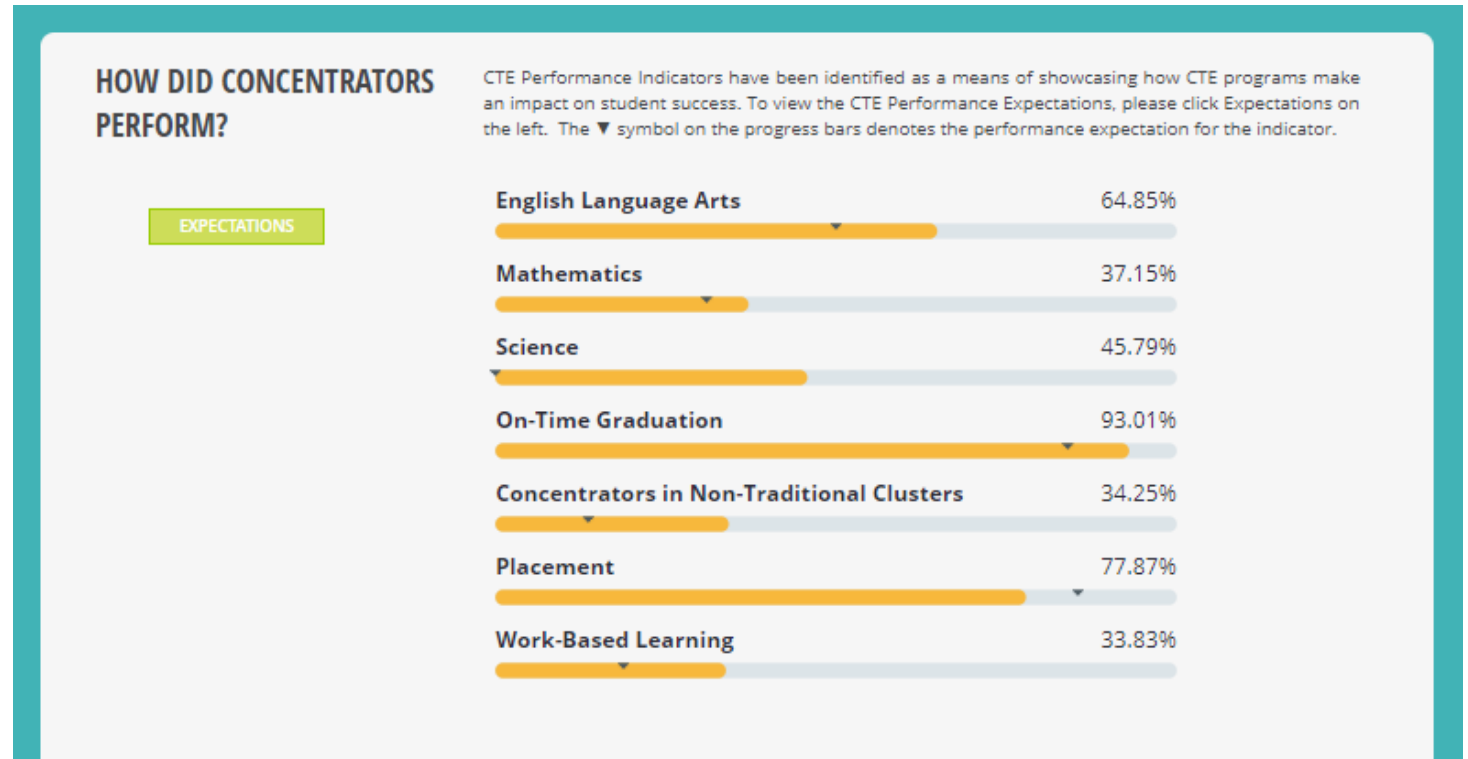
Performance Indicators have been identified as a means of showcasing how CTE programs make an impact on student success.

All Performance Indicators are specific to concentrators. There are specific definitions and calculation methods of each.



# Performance Expectations

Performance Expectations are noted by the black arrows. There are the performance expectations to which approved programs are held.



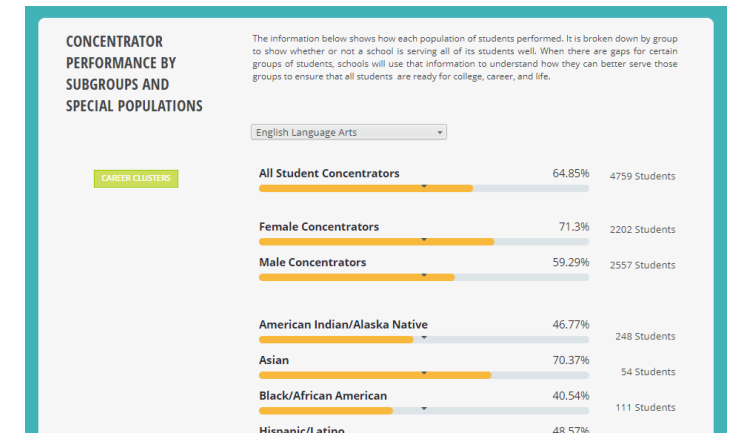
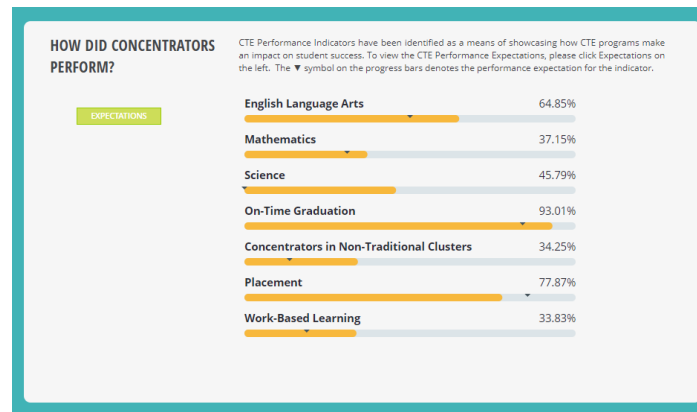
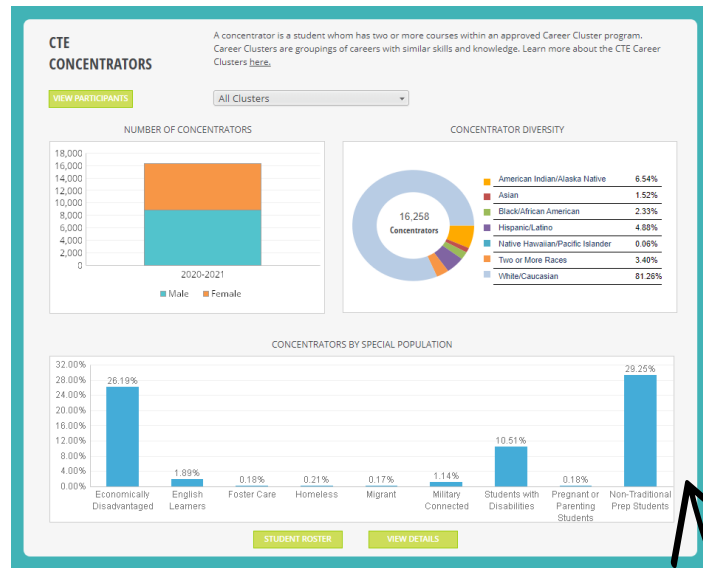
*Note: The science performance expectation is technically set at 0% due to the lack of science data available to set a performance expectation. This will be reviewed and re-set in future years.*

# Navigation Basics





# Section Overview



**Top:** Overview of Concentrators or Participants by gender, race and student population groups.

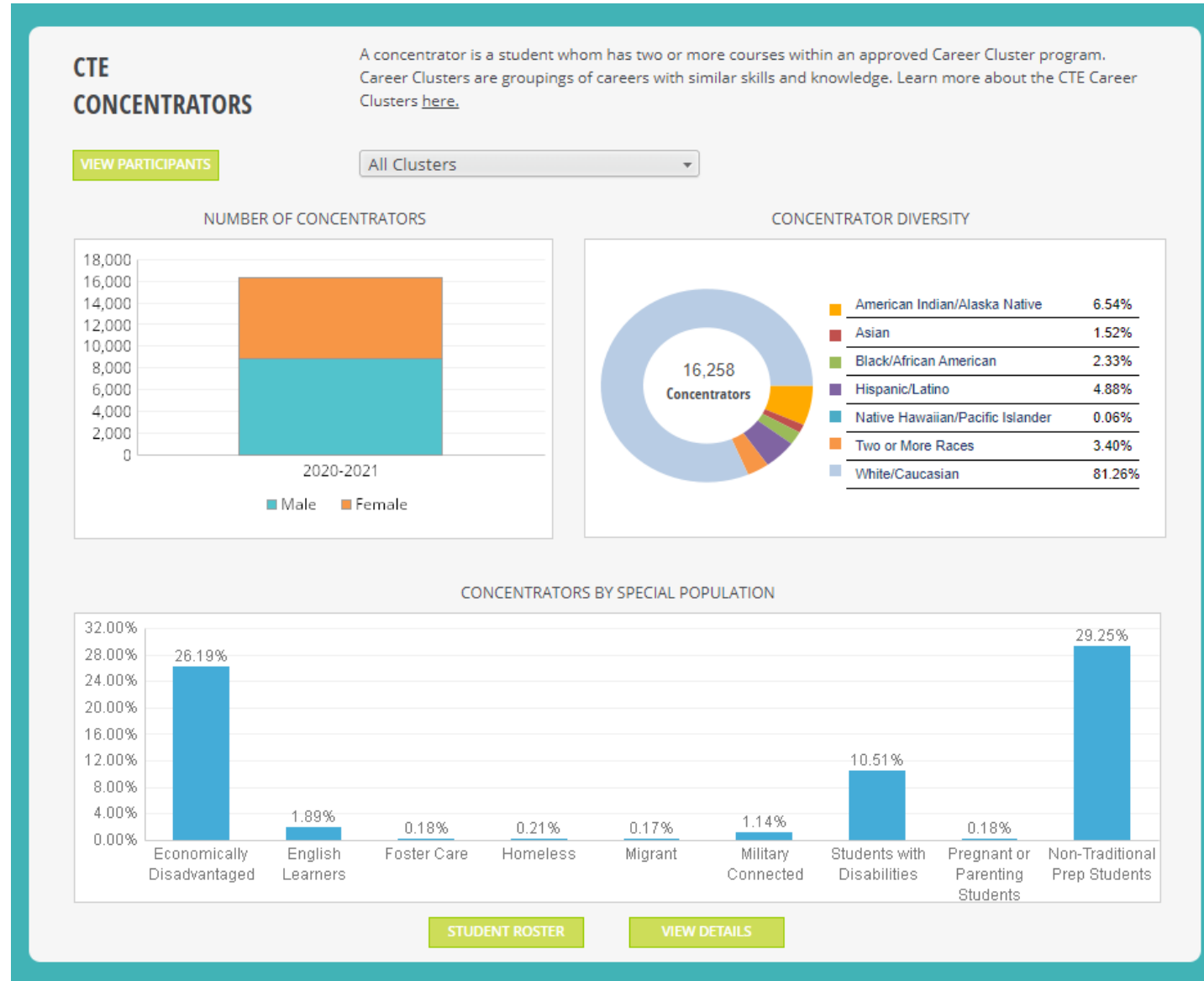
**Middle:** Overview of Concentrator Performance on the CTE Performance Indicators

**Bottom:** Detailed view of concentrator performance on the CTE Performance Indicators.

- Viewable by *student population groups* or by *Career Cluster*.

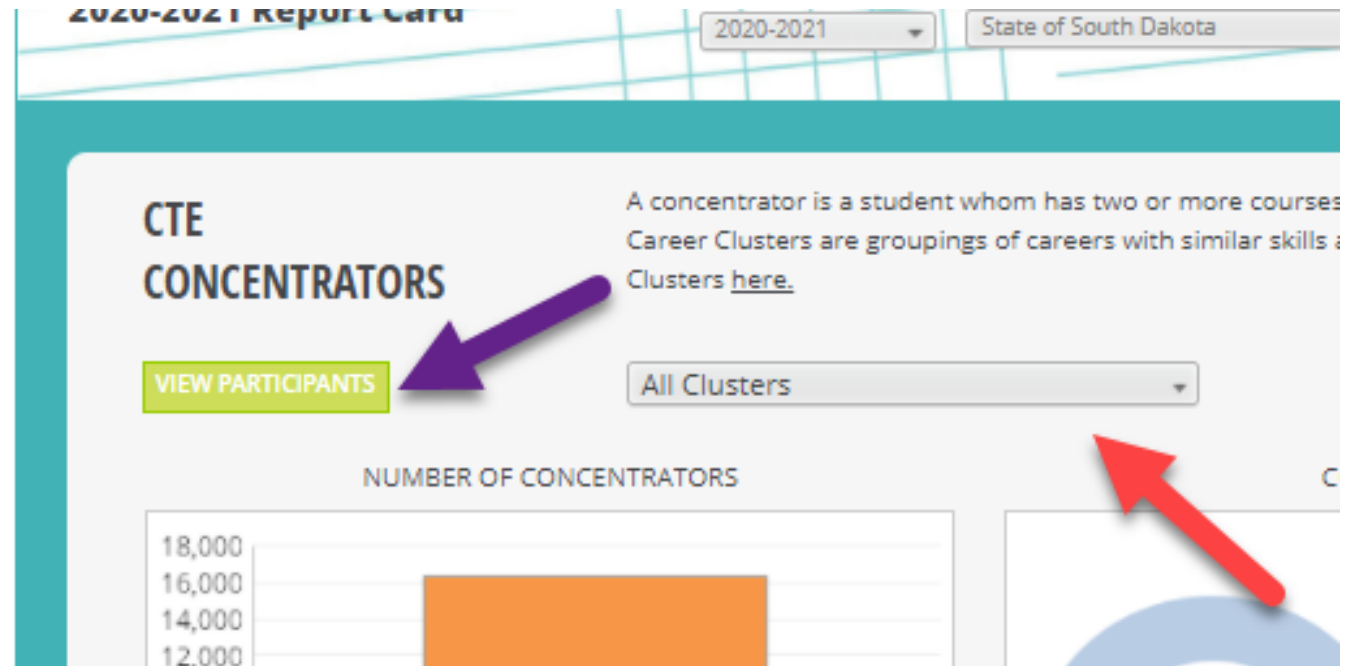
# Top Box

- Provides concentrator and participant information.
- May toggle between All Clusters or to a specific cluster.
- Click on View Participants to switch to the Participants View.
- The Participants view only has the top box as none of the CTE Performance Indicators are connected to participants



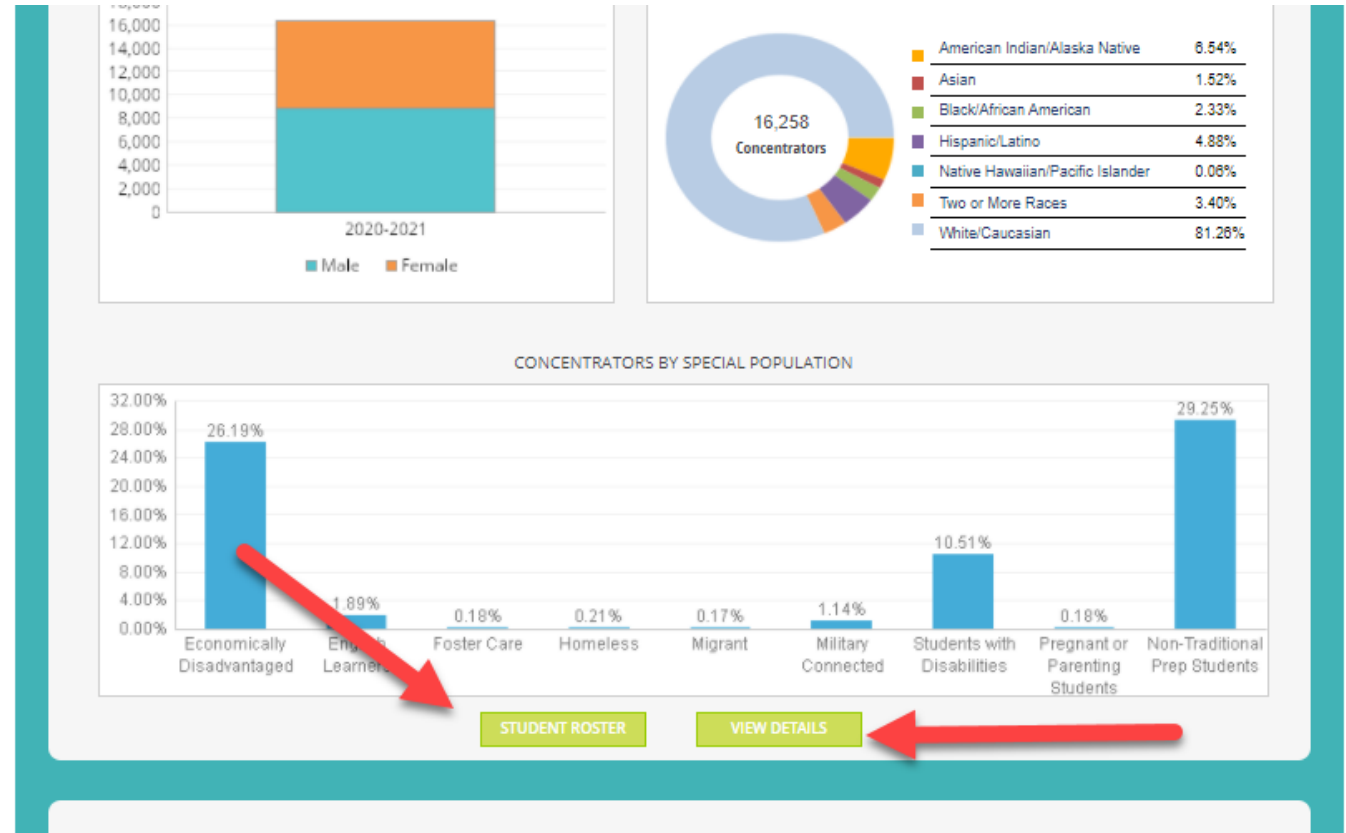
# Navigation Basics

- Switch from **Concentrators to Participants** by using the green button
- **View Cluster specific data** by making different selections

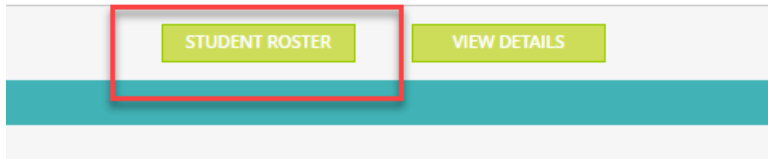


# Navigation Basics

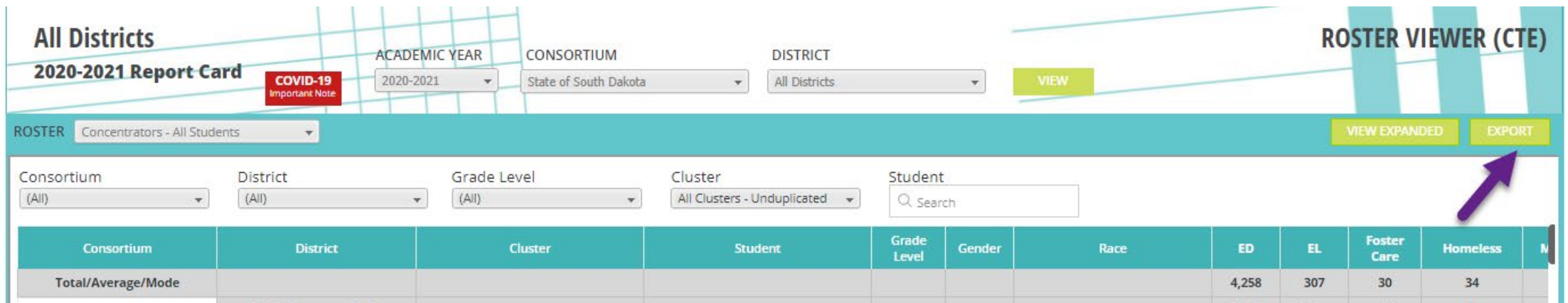
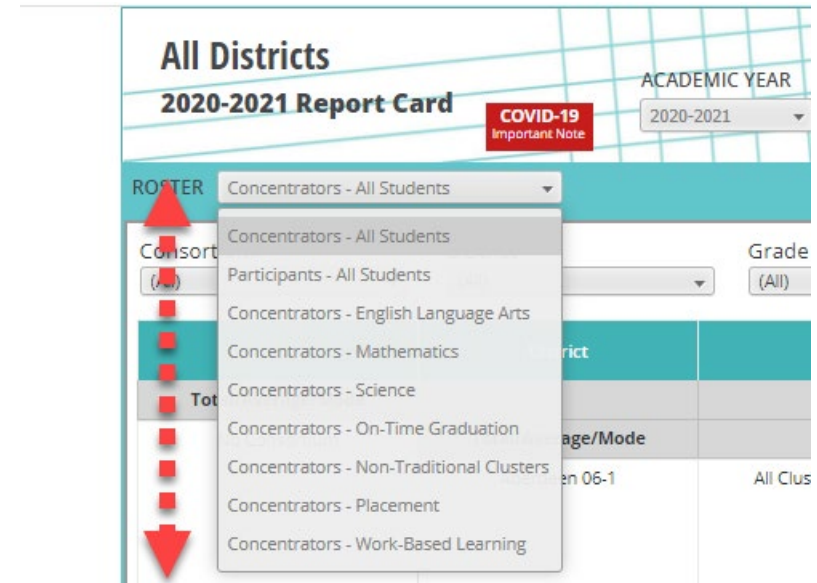
- To view a lists of student within each data set, select **Student Roster**
- Rosters are available for each Performance Expectation, Concentrators, Participants and Placement Details
- To view detailed rates including numerators, denominators select **View Details** to access the data downloads.



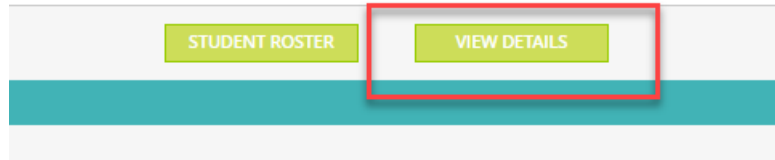
# Student Rosters



- May select the roster you wish to view
- May export , allowing you to download and manipulate as an excel doc



# View Details (Data Downloads)



- May select the download you wish to view
- May export, allowing you to download and manipulate as an excel doc

STATE OF SOUTH DAKOTA  
2020-2021 Report Card **COVID-19 Important Note** ACADEMIC YEAR 2020-2021

DOWNLOAD Concentrators Performance CONSORTIUM (All) DISTRICT

Academic Year	Consortium	District	Cluster	Number of Concentrators
2020-2021	State of South Dakota	All Districts	All Clusters	
2020-2021	State of South Dakota	All Districts	Agriculture, Food and Natural Resources	
2020-2021	State of South Dakota	All Districts	Architecture and Construction	
2020-2021	State of South Dakota	All Districts	Arts, A/V Technology and Communications	
2020-2021	State of South Dakota	All Districts	Business Management Administration	

STATE OF SOUTH DAKOTA  
2020-2021 Report Card **COVID-19 Important Note** ACADEMIC YEAR 2020-2021

DOWNLOAD Concentrators Performance CONSORTIUM (All) DISTRICT (All) INDICATOR English Language Arts **EXPORT**

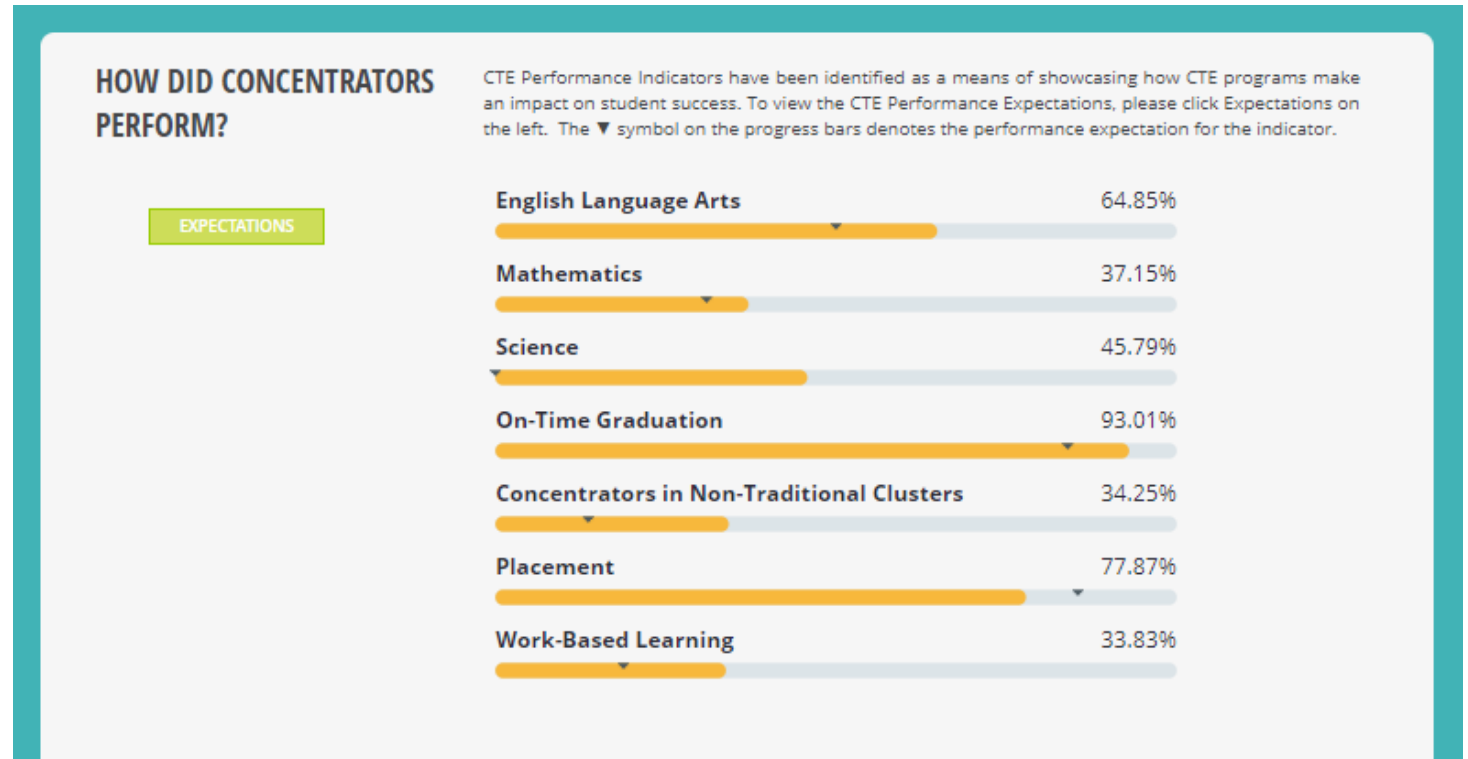
**DATA DOWNLOAD (CTE)**

Academic Year	Consortium	District	Cluster	All Student Concentrators			Female Concentrators			Male Concentrators
				Numerator	Denominator	Percentage	Numerator	Denominator	Percentage	
2020-2021	State of South Dakota	All Districts	All Clusters	2088	4750	64.85%	1570	2200	71.36%	1518

- Data Downloads provide a detailed look at the data including numerators and denominators

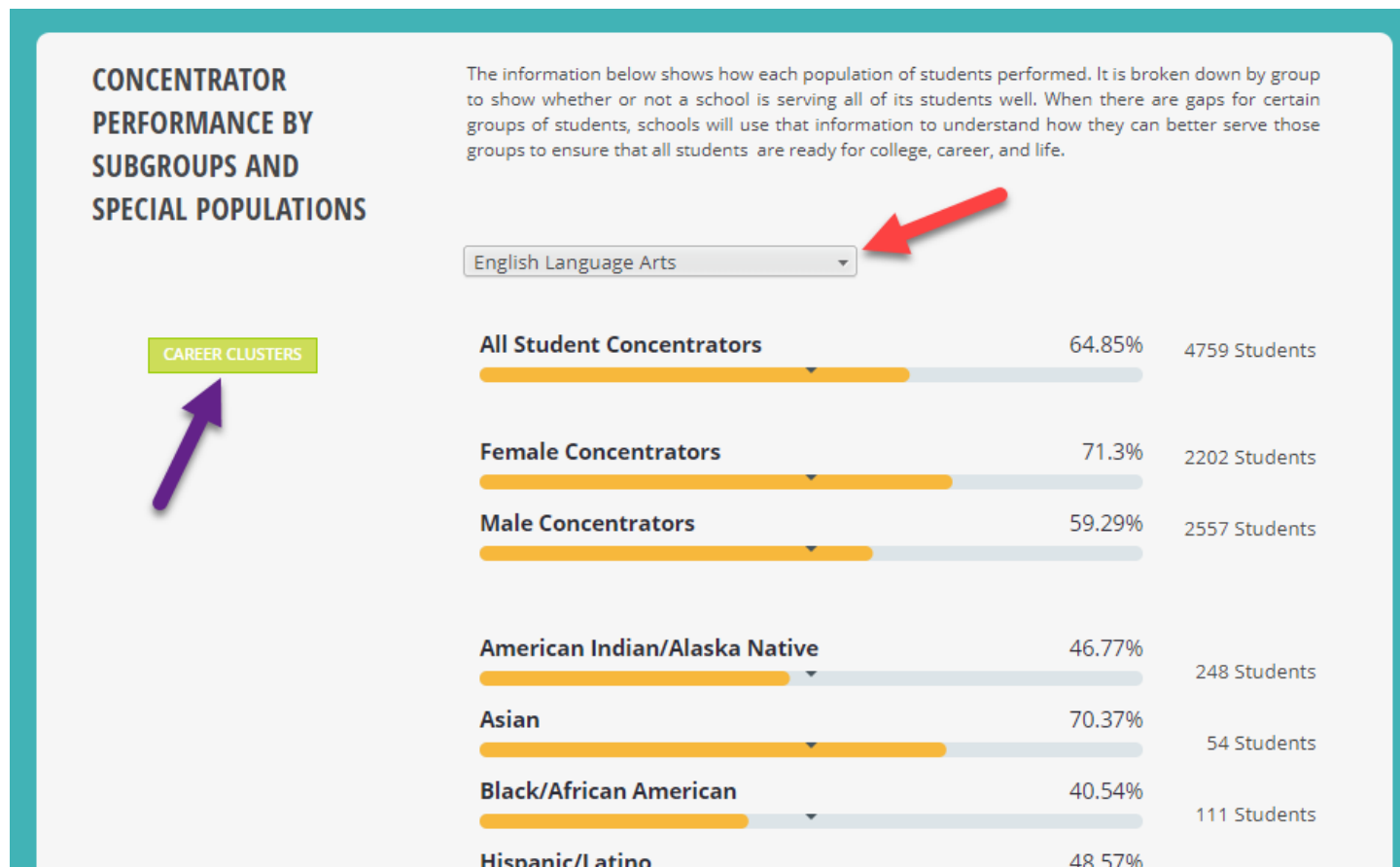
# Middle Box

- Provides an overview of how your district or entity performed on the CTE Performance Indicators
- The black hanging diamond symbol denotes the performance expectation for each indicator.
- Click on the green Expectations button to view the Performance Expectation values for this data year.



# Bottom Box

- Provides a more detailed look at CTE performance by either special population student groups or by Career Cluster
- Select the **green Career Cluster button** to view performance by Career Cluster as shown by the **purple arrow**.
- Keep in mind, few districts are able to offer all 16 Career Clusters. Data is only shown where it is applicable.
- **Navigate to other Performance Indicators** by changing the selector at the top where the **red arrow points**.



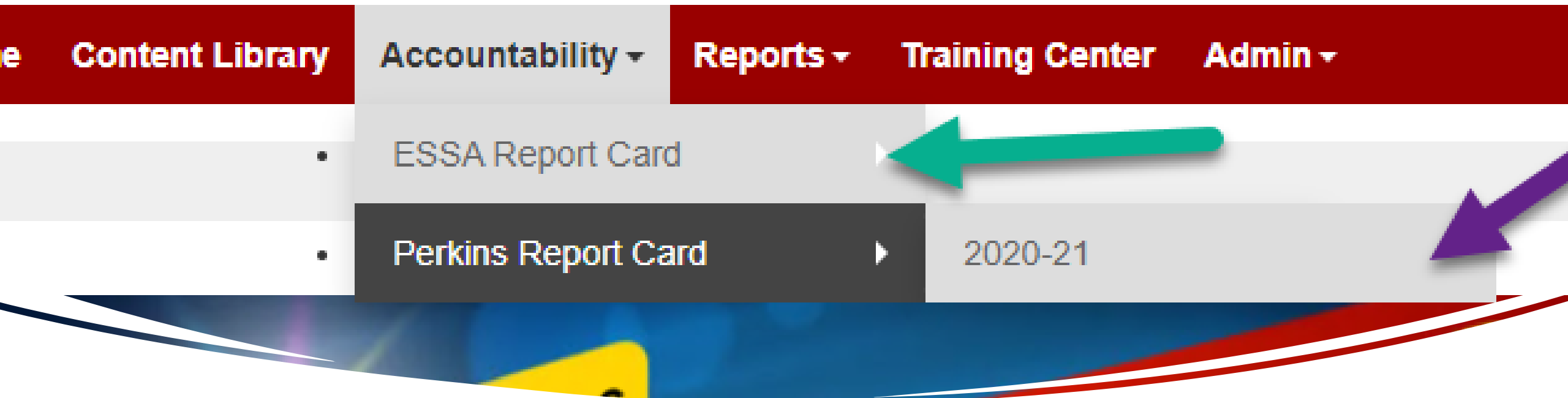




# Pro Tips...

- **Concentrator Lists and Participant Lists are fully independent** of each other.
- A concentrator didn't necessarily participate in the same data year. Maybe they did? Depends on student choice.
- A participant may already be a concentrator. Maybe not. **Participation is simply a snapshot of enrollment.**





## Access Private District Perkins Report Card

Depending on your SD-STARS credentials, you will access the Perkins Report Card by either the ESSA Report Card option under the Accountability tab *or* the *Perkins Report Card* option under the Accountability tab.

**SD-STARS is the Statewide Longitudinal Data System for South Dakota's p**

\*User ID:

\*Password:

**Login**

[First Time Login?](#) | [Manage Passwords](#)

# District Access to the Perkins Report Card

1. Go Here:  
<https://doestars.sd.gov/Login.aspx>
2. Enter your K12 email credentials

If you don't have a k12 email, please contact  
[Kim.Roth@state.sd.us](mailto:Kim.Roth@state.sd.us)

**SD-STARS is the Statewide Longitudinal Data System for South Dakota's public schools.**

\*User ID:

kim.roth@state.sd.us

\*Password:

.....

## Accessing the District Private Perkins Report Card

- New Role within SD-STARS : District Perkins Accountability
- May be assigned by your district's SAM
- Grants them District level access to the Perkins Report Card
- Does not grant them any *new* access to the ESSA Accountability Report Card
- Those within District Accountability access, will be able to see the district Perkins Report Card as well via the ESSA Report Card
- If you already have the District Accountability access, no new permissions need to be added. You automatically have access.

# SAM

## Instructions

*If* you need the new District Perkins Accountability role (do not already have District Accountability role), here are instructions on giving someone in your district the Perkins District Accountability access may be found here:

<https://www.smore.com/dt01e>

