



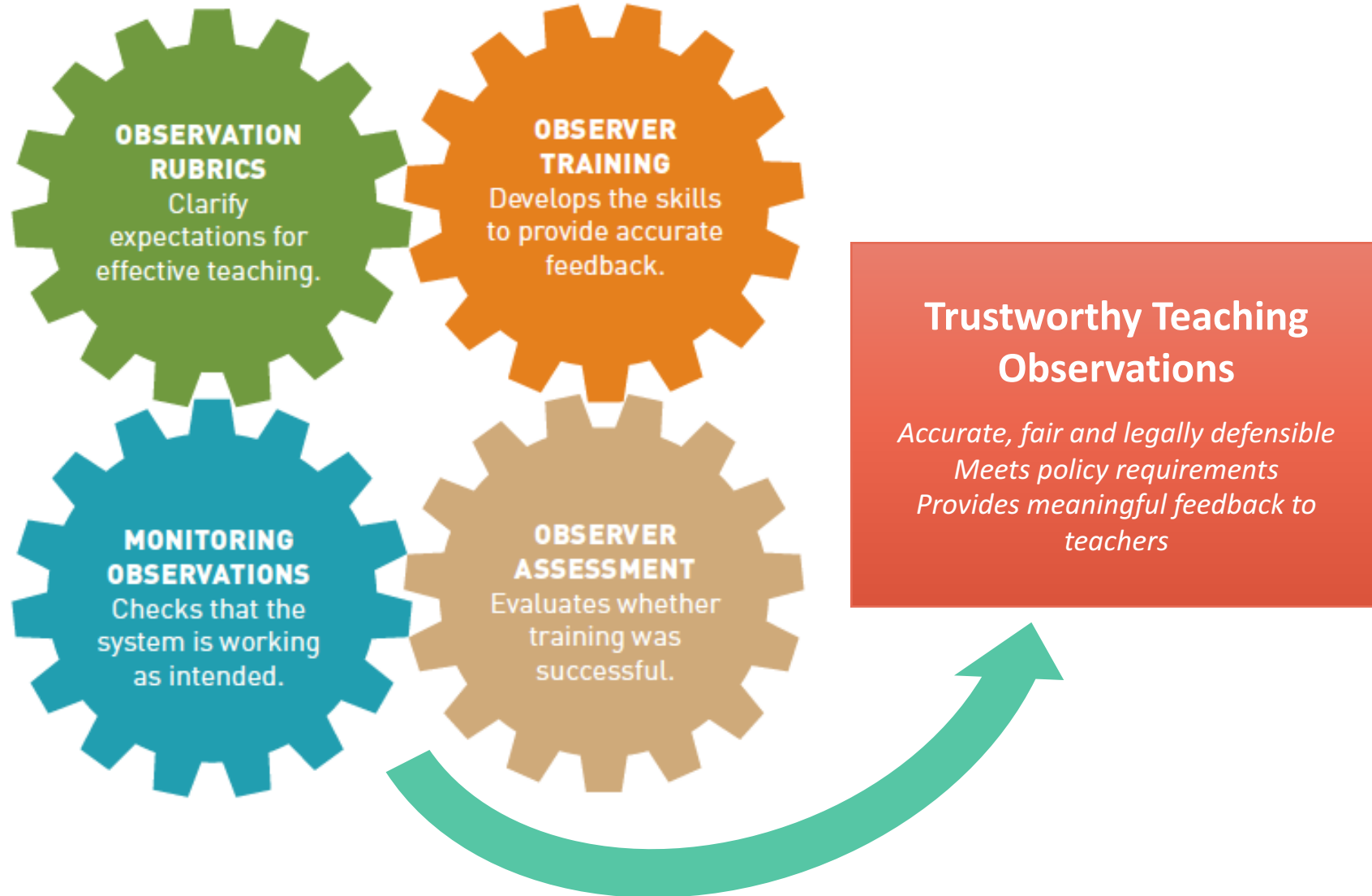
**Your Frontline Team:
Jolene McGregor**

Agenda and Outcome

Session Agenda:

- Focus for Observers
 - Addressing Rater Drift
 - Adding Calibration Windows
- Focus for Teachers
 - Accessing Videos
- System Reports
- Historical Data
- Q & A

Key Components of a Trustworthy Observation System



Rater Drift Over Time Requires Ongoing Support Beyond Initial Training and Certification

- **Research shows that observers over time:**
 - **Cannot consistently differentiate levels of performance defined by a rubric**
 - **Become more severe or lenient with scoring and move away from rubric standards**
- **Observers drift due to fatigue/stress, influence of colleagues, and relative performance of teachers observed**
- **Initial training and certification alone cannot ensure evaluators continue to conduct accurate, reliable observations over time**

In a study of 458 teachers and 1,800 lessons, variability in teachers' scores over time was caused by **increasing severity of observers' scoring** after taking into account changes in teaching quality

Accessing Calibration Exercises

Initial Proficiency Test:

Complete the assessment to determine your proficiency in using the Framework for Teaching to conduct observations accurately and reliably. Answer multiple-choice questions and score classroom videos from your grade band. It is recommended that you complete Observer Training and Scoring Practice before beginning the Proficiency Assessment.

Test Status: Proficient

Stage 1: 1 of 2 attempts, Passed

Stage 2: 1 of 2 attempts, Passed

Last Tested: 04/16/2012

► [Proficiency Assessment Results](#)

Calibration

Periodically monitor your scoring accuracy using the Framework for Teaching. For each Calibration exercise, score two classroom videos from your grade band. Compare your scores with master scores and compare your evidence with expert rationales.


Calibration Window:

Summer Calibration: 06/25/2013 - 08/31/2013

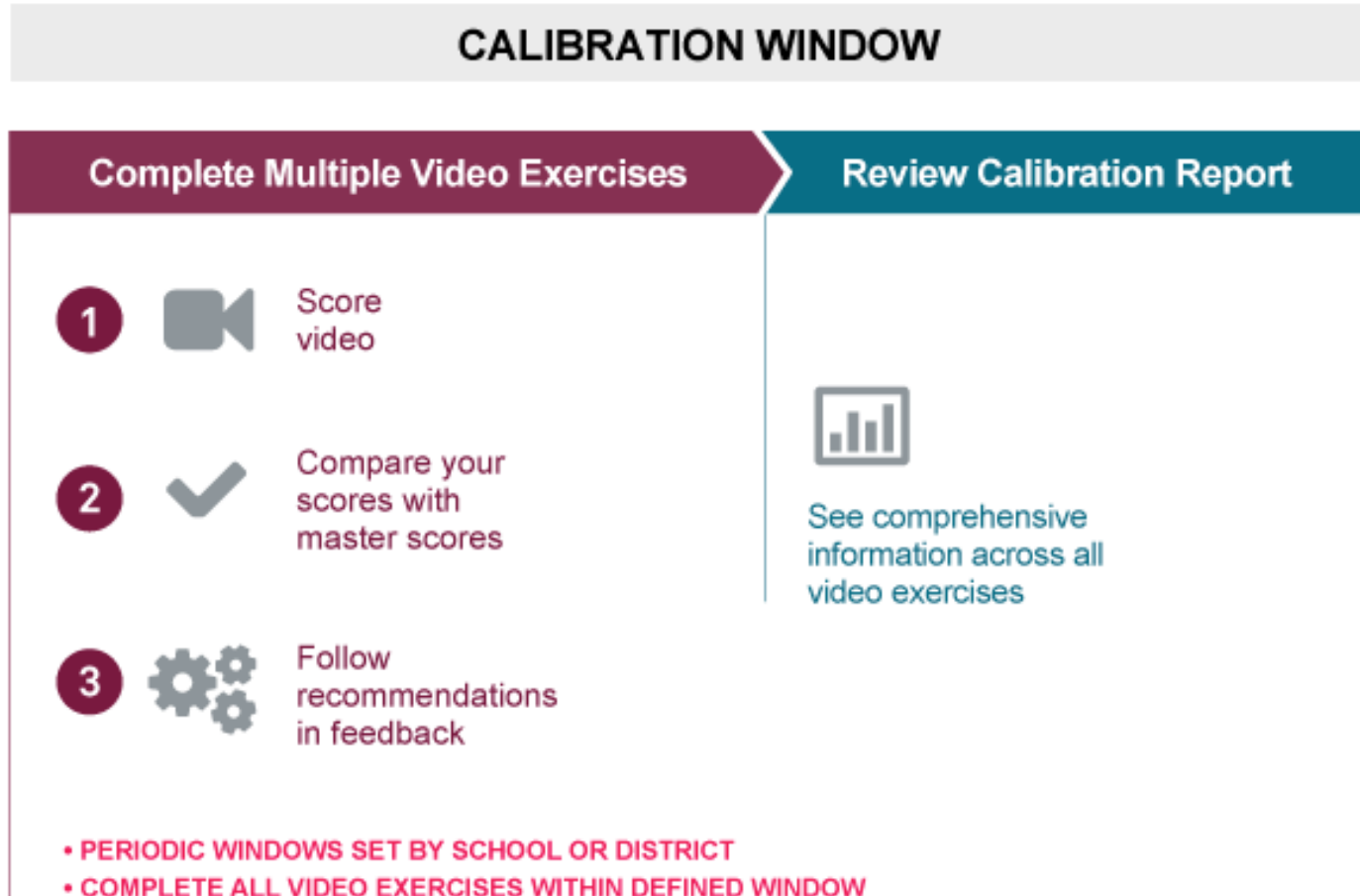
Calibration Status: Completed

Video 1: Completed on 08/16/2013

Video 2: Completed on 08/30/2013

 [Calibration Report](#)

Recommended Path for Calibration Exercises



Adding Calibration Activities

Calibration Windows			+ Add another calibration window		
Spring Calibration	4/9/15 - 6/24/15	Expired	Edit	Notified	Delete
Fall Calibration 2015	10/28/15 - 11/4/15	Expired	Edit	Notified	Delete
Winter Calibration	11/15/15 - 1/30/16	Expired	Edit	Notified	Delete
Spring Calibration 2016	3/15/16 - 4/11/16	Expired	Edit	Notified	Delete
Fall 2016	11/22/16 - 12/1/16	Expired	Edit	Notified	Delete

Focus for Teachers



Welcome to Teachscape *Learn*

Here you can:

- Engage in online courses
- View and contribute to video libraries
- Participate in online professional communities
- Manage your professional learning

To get started, click on the Help link to access user guides and video tutorials.

My In-Progress Learning

No items found.

[View All](#)

The Framework for Teaching Effectiveness Series

The following courses were designed in partnership with Charlotte Danielson and ETS to help teachers understand the value, structure, and content of the Framework for Teaching while increasing the transparency of the observation process.

Laying the Foundation

Orientation

Understanding the Framework for Teaching

Applying the Framework for Teaching

Framework Component Modules for Domains 2 and 3

2a: Creating an Environment of Respect and Rapport

2b: Establishing a Culture for Learning

2c: Managing Classroom Procedures

2d: Managing Student Behavior

Historical Data

➤ Evaluation Portfolio

Evaluation Administration - Process View

Status: Any Status Type: Any Type Building: Any Building Last Name:

Name	Evaluation Type	Evaluation Period	Progress	Status
Dakota, Teacher	Teacher	06/01/2016-05/31/2017	<div style="width: 12.5%;"></div> 1 of 8	In Progress
Riedy, Kathy	Teacher - Condensed	09/13/2016-05/30/2017	0 of 6	In Progress
SD, Counselor	Counselor	06/03/2016-06/03/2017	0 of 8	In Progress
SD, Principal	Principal	06/06/2016-06/06/2017	0 of 6	In Progress
SD, Teacher	Teacher	04/27/2016-04/27/2017	0 of 8	In Progress

Page 1 of 1

Evaluation 06/01/2016 - 05/31/2017

Evaluation 06/01/2016 - 05/31/2017

Artifacts

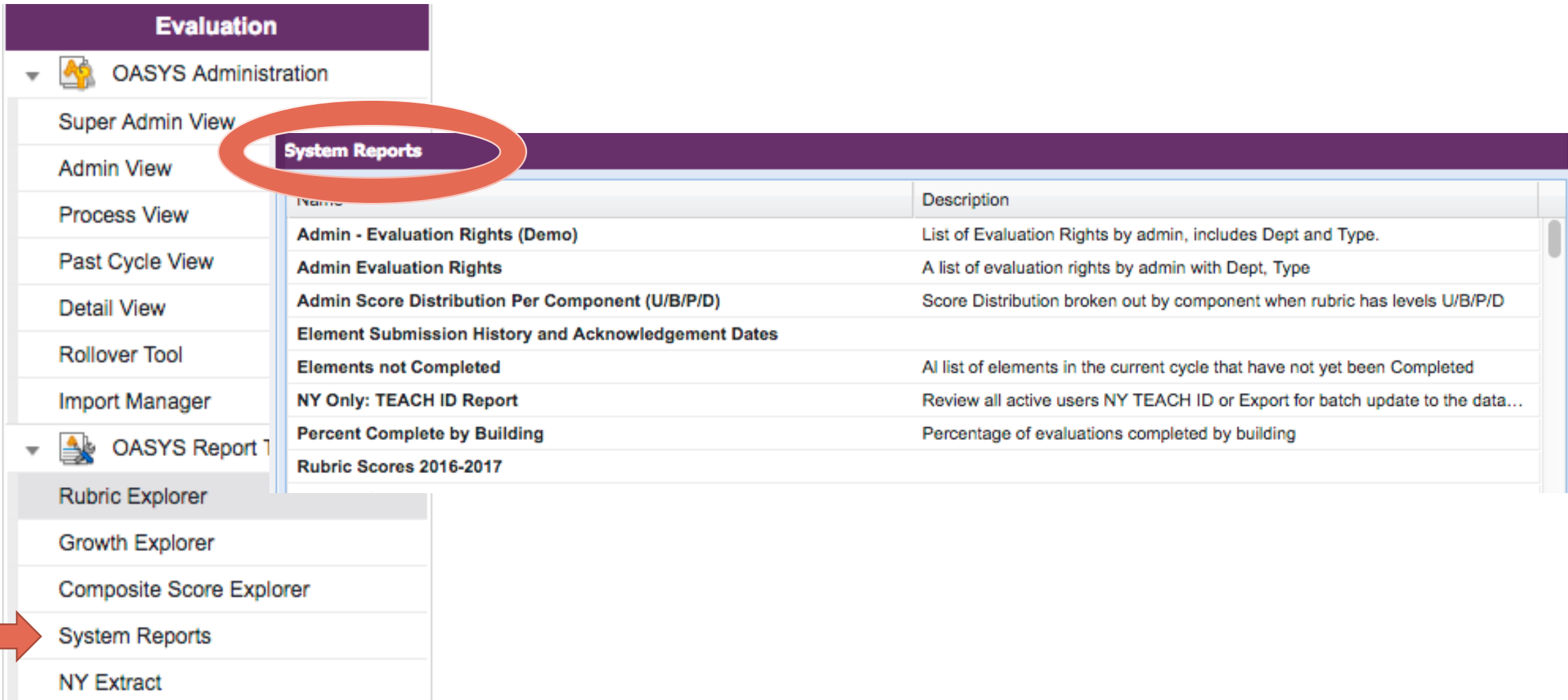
Files

Upload Group By: Click to Select Clear Grouping Search All Evaluation Cycles

Name	Upload Date	Upload User	Evaluation Period	Actions
Discussion Activity	06/13/2016	Dakota, Tim	06/01/2016-05/31/2017	Download Search
Lesson Plan	06/13/2016	Dakota, Teacher	06/01/2016-05/31/2017	Download Edit Delete

Artifacts

System Reports



The screenshot shows the OASYS Administration interface. The left sidebar contains a menu with the following items:

- ▼ OASYS Administration
 - Super Admin View
 - System Reports**
 - Admin View
 - Process View
 - Past Cycle View
 - Detail View
 - Rollover Tool
 - Import Manager
- ▼ OASYS Report 1
 - Rubric Explorer
 - Growth Explorer
 - Composite Score Explorer
 - System Reports
 - NY Extract

The main content area displays a table of reports under the 'System Reports' section:

Name	Description
Admin - Evaluation Rights (Demo)	List of Evaluation Rights by admin, includes Dept and Type.
Admin Evaluation Rights	A list of evaluation rights by admin with Dept, Type
Admin Score Distribution Per Component (U/B/P/D)	Score Distribution broken out by component when rubric has levels U/B/P/D
Element Submission History and Acknowledgement Dates	
Elements not Completed	All list of elements in the current cycle that have not yet been Completed
NY Only: TEACH ID Report	Review all active users NY TEACH ID or Export for batch update to the data...
Percent Complete by Building	Percentage of evaluations completed by building
Rubric Scores 2016-2017	

What We've Learned

- **Focus for Observers**
- **Focus for Teachers**
- **System Reports**
- **Historical Evaluation Data**

Extend or review your learning

- **Upcoming Webinars**
 - February 15th 9:30 CST (Support)
 - February 23rd 11:30 CST (Support)
 - February 28th 2:30 CST (Support)
 - March 7th 9:30 CST (End of Year)
 - March 10th 9:30 CST (Support)
 - April 4th 9:30 CST (Modifying Forms)
 - May 2nd 9:30 CST (Beginning of Year)
- **Frontline Ed Help**
 - Tutorials/Webinars
 - Questions? Contact MLP Support
 - MLPSupport@FrontlineEd.com



The screenshot shows the 'MyLearningPlan Help' interface. It features a sidebar with a tree view under 'Documents and Webinars' containing folders for 'Help Manual', 'MLP PDMS - District Config', 'MLP PDMS - District Admin', 'MLP PDMS - Teacher/End User', 'MLPOASYS - District Admin', and 'MLPOASYS - Configuration'. Below this is a 'User Info' section displaying the user's name 'Jolene McGregor', school 'Hidden Valley Schools', and browser 'Firefox V48'. At the bottom, there is a 'My Help Request Tickets' section with two buttons: 'Submit New Help Ticket' and 'View Existing Tickets'.