
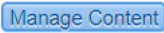











# Focus for Teachers Cheat Sheet

## Enabling the Content

1. Click on  Configuration Tools >
2. Click on Manage Content Library
3. Click on 
4. Click on 
5. Click on 
6. Click on  next to the Danielson component course of your choice
7. Click on 
8. Click on 
9. Click on  to register you and/or teachers to the course

## Accessing the Course

1. Click on  Learning Plan
2. Scroll to the bottom of the screen and click on the course –
  - a. Ex: [Framework for Teaching 3c: Engaging Students in Learning](#)
3. Click on  (make sure pop up blocker is disabled)
4. Click on  - the course will open in a new window

### 3c Engaging Students in Learning

#### Overview

- Introduction
- Elements
- Indicators
- Identify Relevant Evidence



#### Rubric

- Component Rubric
- Recognize Level Descriptions
- Distinguish Between Levels

#### Levels of Performance

- About the Levels
- Level 3: Critical Attributes
- Level 3: Sample Videos
- Level 2: Critical Attributes
- Level 2: Sample Videos
- Level 1: Critical Attributes
- Level 1: Sample Videos
- Level 4: Critical Attributes

#### Introduction



#### Why is this an important component of effective teaching?

Student engagement in learning is the centerpiece of the Framework for Teaching; all other components contribute to it. When students are engaged in learning, they are not merely "busy," nor are they only "on task." Rather, they are intellectually active in learning important and challenging content. The critical distinction between a classroom in which