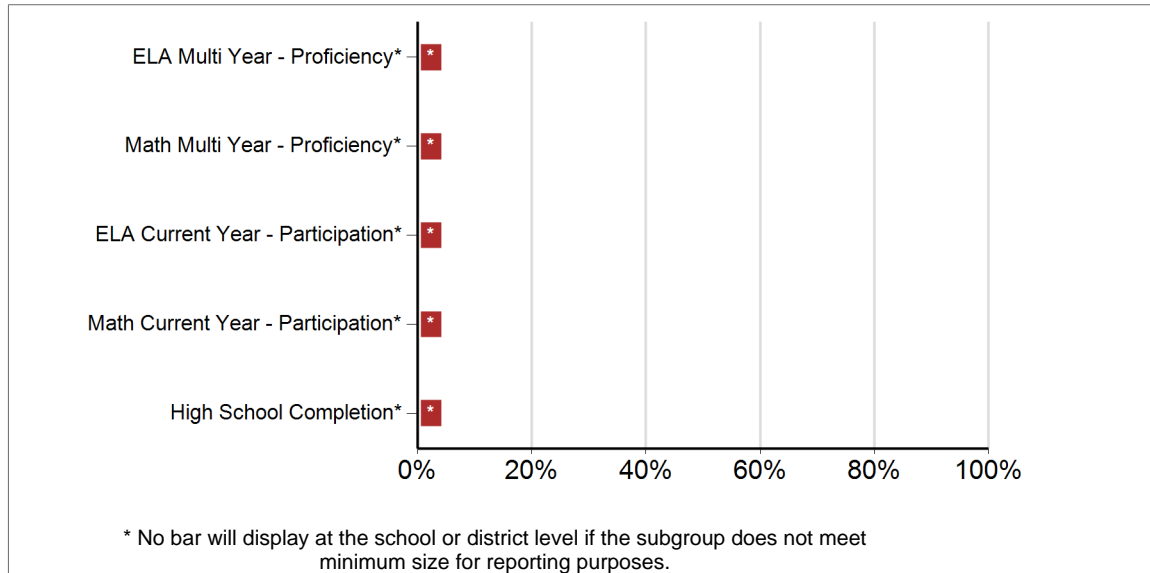


Willow Lake 12-3 | Shamrock Colony Alternative High School - 08

School Classification: Small School

Title I Designation: Non-Title I

Performance Indicators



School Performance Index

SPI Total Points	
<div></div>	100.00%
30 out of possible 30	
College and Career Readiness	
	0.00%
0.0 out of possible 0	
High School Completion Indicator	
<div></div>	100.00%
30 out of possible 30	
Student Achievement	
	0.00%
0.0 out of possible 0	

Willow Lake 12-3 | Shamrock Colony Alternative High School - 08

Staffing

Core Classes Taught by Highly Qualified Teachers

Number of Core Content Classes	3
Percent of Classes taught by Highly Qualified Teachers	0.00%
Percent of Classes not taught by Highly Qualified Teachers	100.00%


It has been determined that South Dakota does not offer an Emergency or Provisional License. This information is therefore not being reported.

Teachers	.3
Average Years of Experience	8
Percent with Advanced Degrees	100.00%

Percent with advanced degrees does not include unknown degrees. Number may not match pie chart.

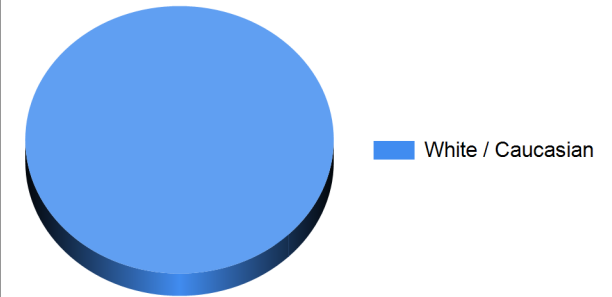
Degrees Earned for Instructional Staff

Bachelors - 0.00%
Doctorate - 0.00%
Masters - 100.00%
Specialist - 0.00%



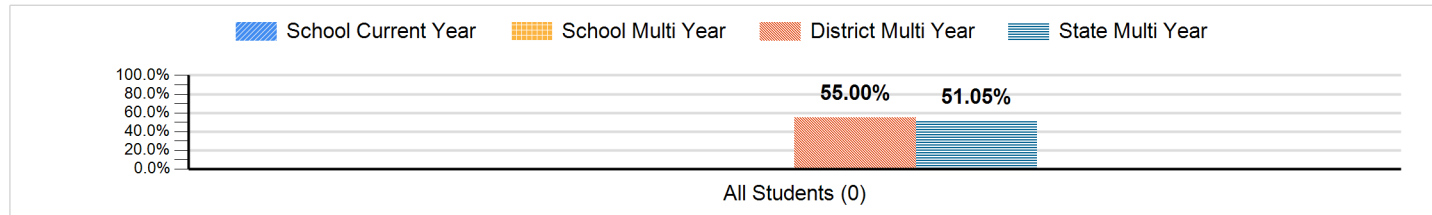
Student Population

Race/Ethnicity
Percent of Student Population



Willow Lake 12-3 | Shamrock Colony Alternative High School - 08

Student Achievement: ELA Multi Year - Proficiency



Student Achievement: ELA Multi Year - Proficiency - Data Matrix

Subgroup	Number of Students	School Current Year	School Multi Year	District Multi Year	State Multi Year
		Multi Year - Proficiency	Multi Year - Proficiency	Multi Year - Proficiency	Multi Year - Proficiency
All Students*	*	*	*	55.00	51.05
Hispanic / Latino*	*	*	*	*	36.32
American Indian / Alaskan Native*	*	*	*	*	21.65
Asian*	*	*	*	*	46.41
Black / African American*	*	*	*	*	32.55
Native Hawaiian / Pacific Islander*	*	*	*	*	48.11
White / Caucasian*	*	*	*	56.25	57.23
Multi-Racial*	*	*	*	*	46.17
Student With Disabilities*	*	*	*	16.00	18.69
English Language Learners*	*	*	*	20.00	11.61
Economically Disadvantaged*	*	*	*	46.88	34.60
Female*	*	*	*	63.92	57.21
Male*	*	*	*	47.97	45.18
Migrant*	*	*	*	*	13.36
Gap*	*	*	*	37.89	34.20
Non-Gap*	*	*	*	68.00	67.48


* No data will display at the school, district, or state level if the subgroup does not meet minimum size for reporting purposes.

The Gap group includes any student who belongs to one or more of the following subgroups: Black; Hispanic; American Indian/ Alaskan Native; English Language Learner; Students with Disabilities; Economically Disadvantaged. Students not belonging to any of these groups are included in the Non-Gap group.

Because of special circumstances, this school is exempt from certain indicator(s).

Willow Lake 12-3 | Shamrock Colony Alternative High School - 08

Student Achievement: ELA Current Year - Proficiency



Student Achievement: ELA Current Year - Proficiency - Data Matrix

Subgroup	Number of Students	AMO	School Current Year	School Prior Year	District Current Year	State Current Year
		Current Year - Proficiency	Current Year - Proficiency	Current Year - Proficiency	Current Year - Proficiency	Current Year - Proficiency
All Students*	*	*	*	*	76.92	60.92
Hispanic / Latino*	*	*	*	*	*	47.42
American Indian / Alaskan Native*	*	*	*	*	*	32.72
Asian*	*	*	*	*	*	42.31
Black / African American*	*	*	*	*	*	36.70
Native Hawaiian / Pacific Islander*	*	*	*	*	*	*
White / Caucasian*	*	*	*	*	76.92	65.37
Multi-Racial*	*	*	*	*	*	60.12
Student With Disabilities*	*	*	*	*	*	18.51
English Language Learners*	*	*	*	*	*	8.33
Economically Disadvantaged*	*	*	*	*	*	43.34
Female*	*	*	*	*	*	67.81
Male*	*	*	*	*	*	54.66
Migrant*	*	*	*	*	*	3.57
Gap*	*	*	*	*	*	40.74
Non-Gap*	*	*	*	*	*	72.38


* No data will display at the school, district, or state level if the subgroup does not meet minimum size for reporting purposes.

The Gap group includes any student who belongs to one or more of the following subgroups: Black; Hispanic; American Indian/ Alaskan Native; English Language Learner; Students with Disabilities; Economically Disadvantaged. Students not belonging to any of these groups are included in the Non-Gap group.

Because of special circumstances, this school is exempt from certain indicator(s).

Willow Lake 12-3 | Shamrock Colony Alternative High School - 08

Student Achievement: ELA Current Year - Participation



Student Achievement: ELA Current Year - Participation - Data Matrix

Subgroup	Number of Students	Goal	School Current Year	School Prior Year	District Current Year	State Current Year
Subgroup	Number of Students	Current Year - Participation	Current Year - Participation	Current Year - Participation	Current Year - Participation	Current Year - Participation
All Students*	*	*	*	*	100.00	98.63
Hispanic / Latino*	*	*	*	*	*	96.89
American Indian / Alaskan Native*	*	*	*	*	*	97.60
Asian*	*	*	*	*	*	97.56
Black / African American*	*	*	*	*	*	98.26
Native Hawaiian / Pacific Islander*	*	*	*	*	*	*
White / Caucasian*	*	*	*	*	100.00	98.84
Multi-Racial*	*	*	*	*	*	98.86
Student With Disabilities*	*	*	*	*	*	97.46
English Language Learners*	*	*	*	*	*	97.04
Economically Disadvantaged*	*	*	*	*	*	98.38
Female*	*	*	*	*	*	98.60
Male*	*	*	*	*	*	98.66
Migrant*	*	*	*	*	*	100.00
Gap*	*	*	*	*	*	98.08
Non-Gap*	*	*	*	*	*	98.96

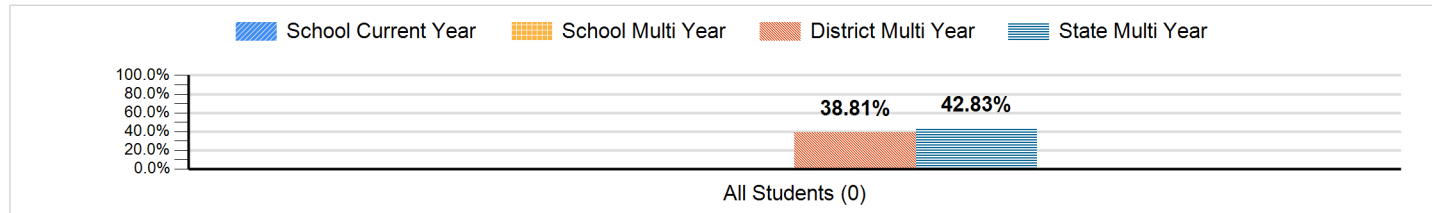
* No data will display at the school, district, or state level if the subgroup does not meet minimum size for reporting purposes.

The Gap group includes any student who belongs to one or more of the following subgroups: Black; Hispanic; American Indian/ Alaskan Native; English Language Learner; Students with Disabilities; Economically Disadvantaged. Students not belonging to any of these groups are included in the Non-Gap group.

Because of special circumstances, this school is exempt from certain indicator(s).

Willow Lake 12-3 | Shamrock Colony Alternative High School - 08

Student Achievement: Math Multi Year - Proficiency



Student Achievement: Math Multi Year - Proficiency - Data Matrix

Subgroup	Number of Students	School Current Year	School Multi Year	District Multi Year	State Multi Year
		Multi Year - Proficiency	Multi Year - Proficiency	Multi Year - Proficiency	Multi Year - Proficiency
All Students*	*	*	*	38.81	42.83
Hispanic / Latino*	*	*	*	*	27.23
American Indian / Alaskan Native*	*	*	*	*	14.27
Asian*	*	*	*	*	39.87
Black / African American*	*	*	*	*	22.38
Native Hawaiian / Pacific Islander*	*	*	*	*	42.45
White / Caucasian*	*	*	*	41.06	48.97
Multi-Racial*	*	*	*	*	38.06
Student With Disabilities*	*	*	*	16.67	17.62
English Language Learners*	*	*	*	5.00	11.17
Economically Disadvantaged*	*	*	*	36.51	27.13
Female*	*	*	*	43.30	42.56
Male*	*	*	*	35.25	43.08
Migrant*	*	*	*	*	8.18
Gap*	*	*	*	28.72	27.26
Non-Gap*	*	*	*	46.40	58.04


* No data will display at the school, district, or state level if the subgroup does not meet minimum size for reporting purposes.

The Gap group includes any student who belongs to one or more of the following subgroups: Black; Hispanic; American Indian/ Alaskan Native; English Language Learner; Students with Disabilities; Economically Disadvantaged. Students not belonging to any of these groups are included in the Non-Gap group.

Because of special circumstances, this school is exempt from certain indicator(s).

Willow Lake 12-3 | Shamrock Colony Alternative High School - 08

Student Achievement: Math Current Year - Proficiency



Student Achievement: Math Current Year - Proficiency - Data Matrix

Subgroup	Number of Students	AMO	School Current Year	School Prior Year	District Current Year	State Current Year
		Current Year - Proficiency	Current Year - Proficiency	Current Year - Proficiency	Current Year - Proficiency	Current Year - Proficiency
All Students*	*	*	*	*	8.33	38.72
Hispanic / Latino*	*	*	*	*	*	25.86
American Indian / Alaskan Native*	*	*	*	*	*	11.79
Asian*	*	*	*	*	*	28.21
Black / African American*	*	*	*	*	*	23.85
Native Hawaiian / Pacific Islander*	*	*	*	*	*	*
White / Caucasian*	*	*	*	*	8.33	42.63
Multi-Racial*	*	*	*	*	*	33.53
Student With Disabilities*	*	*	*	*	*	9.45
English Language Learners*	*	*	*	*	*	8.33
Economically Disadvantaged*	*	*	*	*	*	22.10
Female*	*	*	*	*	*	40.34
Male*	*	*	*	*	*	37.25
Migrant*	*	*	*	*	*	7.14
Gap*	*	*	*	*	*	20.72
Non-Gap*	*	*	*	*	*	48.91


* No data will display at the school, district, or state level if the subgroup does not meet minimum size for reporting purposes.

The Gap group includes any student who belongs to one or more of the following subgroups: Black; Hispanic; American Indian/ Alaskan Native; English Language Learner; Students with Disabilities; Economically Disadvantaged. Students not belonging to any of these groups are included in the Non-Gap group.

Because of special circumstances, this school is exempt from certain indicator(s).

Willow Lake 12-3 | Shamrock Colony Alternative High School - 08

Student Achievement: Math Current Year - Participation



Student Achievement: Math Current Year - Participation - Data Matrix

Subgroup	Number of Students	Goal	School Current Year	School Prior Year	District Current Year	State Current Year
Subgroup	Number of Students	Current Year - Participation	Current Year - Participation	Current Year - Participation	Current Year - Participation	Current Year - Participation
All Students*	*	*	*	*	92.31	98.49
Hispanic / Latino*	*	*	*	*	*	96.58
American Indian / Alaskan Native*	*	*	*	*	*	96.90
Asian*	*	*	*	*	*	97.56
Black / African American*	*	*	*	*	*	98.26
Native Hawaiian / Pacific Islander*	*	*	*	*	*	*
White / Caucasian*	*	*	*	*	92.31	98.77
Multi-Racial*	*	*	*	*	*	98.30
Student With Disabilities*	*	*	*	*	*	96.80
English Language Learners*	*	*	*	*	*	96.30
Economically Disadvantaged*	*	*	*	*	*	98.13
Female*	*	*	*	*	*	98.45
Male*	*	*	*	*	*	98.53
Migrant*	*	*	*	*	*	100.00
Gap*	*	*	*	*	*	97.71
Non-Gap*	*	*	*	*	*	98.96


* No data will display at the school, district, or state level if the subgroup does not meet minimum size for reporting purposes.

The Gap group includes any student who belongs to one or more of the following subgroups: Black; Hispanic; American Indian/ Alaskan Native; English Language Learner; Students with Disabilities; Economically Disadvantaged. Students not belonging to any of these groups are included in the Non-Gap group.

Because of special circumstances, this school is exempt from certain indicator(s).

Willow Lake 12-3 | Shamrock Colony Alternative High School - 08

AMO Target: ELA



AMO Target: ELA	Base Year Data		Annual Measurable Objectives - Percent Levels 3 and 4					
Subgroup	Base Year	Base Percent Level 3 & 4	AMO Year 1	AMO Year 2	AMO Year 3	AMO Year 4	AMO Year 5	AMO Year 6
All Students	Too Few	NA	NA	NA	NA	NA	NA	NA
Hispanic / Latino	Too Few	NA	NA	NA	NA	NA	NA	NA
American Indian / Alaskan Native	Too Few	NA	NA	NA	NA	NA	NA	NA
Asian	Too Few	NA	NA	NA	NA	NA	NA	NA
Black / African American	Too Few	NA	NA	NA	NA	NA	NA	NA
Native Hawaiian / Pacific Islander	Too Few	NA	NA	NA	NA	NA	NA	NA
White / Caucasian	Too Few	NA	NA	NA	NA	NA	NA	NA
Multi-Racial	Too Few	NA	NA	NA	NA	NA	NA	NA
Student With Disabilities	Too Few	NA	NA	NA	NA	NA	NA	NA
English Language Learners	Too Few	NA	NA	NA	NA	NA	NA	NA
Economically Disadvantaged	Too Few	NA	NA	NA	NA	NA	NA	NA

Other Groups

Female	Too Few	NA	NA	NA	NA	NA	NA	NA
Male	Too Few	NA	NA	NA	NA	NA	NA	NA
Migrant	Too Few	NA	NA	NA	NA	NA	NA	NA
Gap	Too Few	NA	NA	NA	NA	NA	NA	NA
Non-Gap	Too Few	NA	NA	NA	NA	NA	NA	NA


* = Fewer than 10 students in this group, AMOs provided for informational purposes only

NA = No students in this group or no data

AMO rates have been adjusted for the 2015-16 school year to reflect inclusion of the alternate assessment scores from 2014-15.

Willow Lake 12-3 | Shamrock Colony Alternative High School - 08

AMO Target: Math



AMO Target: Math	Base Year Data		Annual Measurable Objectives - Percent Levels 3 and 4					
Subgroup	Base Year	Base Percent Level 3 & 4	AMO Year 1	AMO Year 2	AMO Year 3	AMO Year 4	AMO Year 5	AMO Year 6
All Students	Too Few	NA	NA	NA	NA	NA	NA	NA
Hispanic / Latino	Too Few	NA	NA	NA	NA	NA	NA	NA
American Indian / Alaskan Native	Too Few	NA	NA	NA	NA	NA	NA	NA
Asian	Too Few	NA	NA	NA	NA	NA	NA	NA
Black / African American	Too Few	NA	NA	NA	NA	NA	NA	NA
Native Hawaiian / Pacific Islander	Too Few	NA	NA	NA	NA	NA	NA	NA
White / Caucasian	Too Few	NA	NA	NA	NA	NA	NA	NA
Multi-Racial	Too Few	NA	NA	NA	NA	NA	NA	NA
Student With Disabilities	Too Few	NA	NA	NA	NA	NA	NA	NA
English Language Learners	Too Few	NA	NA	NA	NA	NA	NA	NA
Economically Disadvantaged	Too Few	NA	NA	NA	NA	NA	NA	NA

Other Groups

Female	Too Few	NA	NA	NA	NA	NA	NA	NA
Male	Too Few	NA	NA	NA	NA	NA	NA	NA
Migrant	Too Few	NA	NA	NA	NA	NA	NA	NA
Gap	Too Few	NA	NA	NA	NA	NA	NA	NA
Non-Gap	Too Few	NA	NA	NA	NA	NA	NA	NA

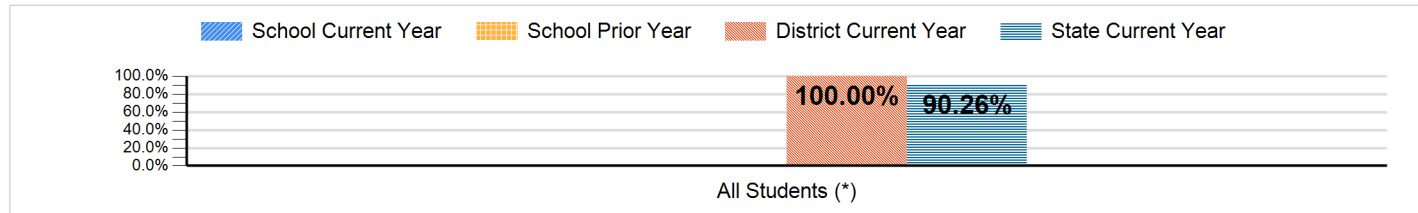
* = Fewer than 10 students in this group, AMOs provided for informational purposes only

NA = No students in this group or no data

AMO rates have been adjusted for the 2015-16 school year to reflect inclusion of the alternate assessment scores from 2014-15.

Willow Lake 12-3 | Shamrock Colony Alternative High School - 08

High School Completion



High School Completion: Data Matrix

		School Current Year	School Prior Year	District Current Year	State Current Year
Subgroup	Number of Students	High School Completion Percentage	High School Completion Percentage	High School Completion Percentage	High School Completion Percentage
All Students	*			100.00	90.26
Hispanic / Latino	*				81.94
American Indian / Alaskan Native	*				66.52
Asian	*				88.24
Black / African American	*				84.77
Native Hawaiian / Pacific Islander	*				
White / Caucasian	*			100.00	94.06
Multi-Racial	*				85.19
Student With Disabilities	*				81.05
English Language Learners	*				67.01
Economically Disadvantaged	*				81.07
Female	*				92.03
Male	*				88.55
Migrant	*				72.22
Gap	*				81.18
Non-Gap	*			100.00	95.85

* No data will display at the school, district, or state level if the subgroup does not meet minimum size for reporting purposes.

The Gap group includes any student who belongs to one or more of the following subgroups: Black; Hispanic; American Indian/ Alaskan Native; English Language Learner; Students with Disabilities; Economically Disadvantaged. Students not belonging to any of these groups are included in the Non-Gap group.

Willow Lake 12-3 | Shamrock Colony Alternative High School - 08

College Readiness English

No Data Available

College Readiness: English Readiness

Subgroup	Number of Students

* No data will display at the school, district, or state level if the subgroup does not meet minimum size for reporting purposes.

The Gap group includes any student who belongs to one or more of the following subgroups: Black; Hispanic; American Indian/ Alaskan Native; English Language Learner; Students with Disabilities; Economically Disadvantaged. Students not belonging to any of these groups are included in the Non-Gap group.

Because of special circumstances, this school is exempt from certain indicator(s).

Willow Lake 12-3 | Shamrock Colony Alternative High School - 08

College Readiness Math

No Data Available

College Readiness: Math Readiness

Subgroup	Number of Students

* No data will display at the school, district, or state level if the subgroup does not meet minimum size for reporting purposes.

The Gap group includes any student who belongs to one or more of the following subgroups: Black; Hispanic; American Indian/ Alaskan Native; English Language Learner; Students with Disabilities; Economically Disadvantaged. Students not belonging to any of these groups are included in the Non-Gap group.

Because of special circumstances, this school is exempt from certain indicator(s).

Willow Lake 12-3 | Shamrock Colony Alternative High School - 08

Career Readiness

No Data Available

Data Matrix: Career Readiness

Subgroup	Number of Students

* No data will display at the school, district, or state level if the subgroup does not meet minimum size for reporting purposes.

The Gap group includes any student who belongs to one or more of the following subgroups: Black; Hispanic; American Indian/ Alaskan Native; English Language Learner; Students with Disabilities; Economically Disadvantaged. Students not belonging to any of these groups are included in the Non-Gap group.

Because of special circumstances, this school is exempt from certain indicator(s).

Willow Lake 12-3 | Shamrock Colony Alternative High School - 08