


Accessing the Student Summary Report

Log into the Perkins Data Collection System here: <https://apps.sd.gov/DP42LaunchPad/Logon.aspx>

If you need help with your district's username or password, please contact your CTE Regional Specialist. The CTE Regional Map may be found [here](#). Or, email Kim.Roth@state.sd.us

Once logged in, select "Production Internet Application"

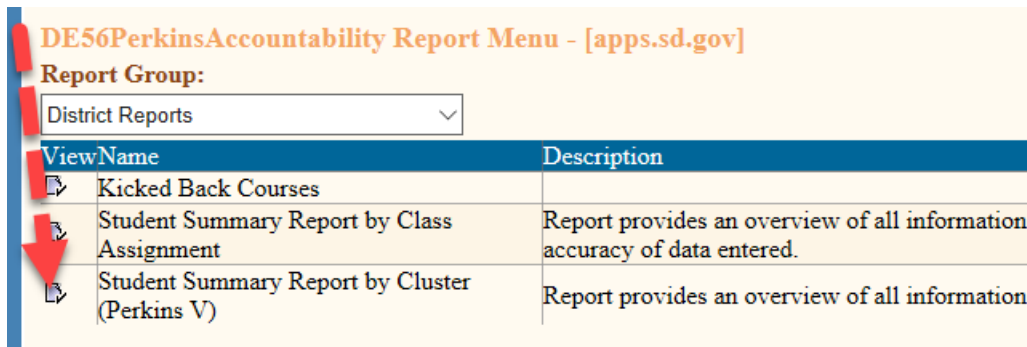


Then select the Reports tab on the left in the blue section:

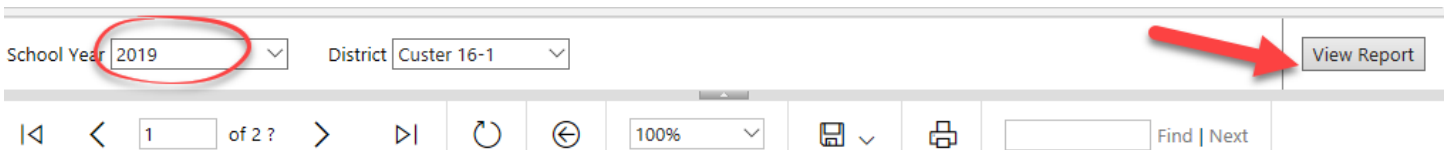
Next, select the top District Reports from the drop-down menu.



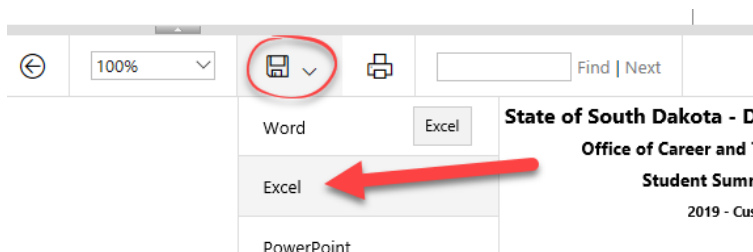
Then, select the Student Summary Report by Cluster (Perkins V) option.



Select the year '2019' and the click on View Report.



Then, download it as an Excel document.



Questions or need help? Contact Kim.Roth@state.sd.us