

South Dakota Alternative Instruction Notification Online Reporting System

Instructions for Parent/Guardian

Access the online notification system by clicking on the blue “CLICK HERE” button

Alternative Instruction Notification

During the 2021 legislative session, **SB 177** revised the provisions of parental choice regarding compulsory school attendance. On July 1, 2021 the revised law went into effect.

Parents/guardians who choose to provide alternative instruction pursuant to **SDCL 13-27-3** are required to file an Alternative Instruction Notification. The notification must be submitted on a form provided by the Department of Education.

For individuals who choose, a paper copy ([pdf](#)) ([word doc](#)) of the notification may be downloaded and submitted per the instructions on the form.

For questions regarding Alternative Instruction/Home Schooling, contact [Carol Uecker](#) at (605) 773-4771.

COMING SOON!

An [FAQ document](#), addressing common questions regarding the new legislation and requirements.

+ Parent/Guardian Responsibilities/Information

+ School District Responsibilities/Information

+ Interscholastic Activities

**CLICK HERE to submit an
Alternative Instruction
Notification Online**

Video Tutorials

- [Parent/Guardian Video Tutorial](#)

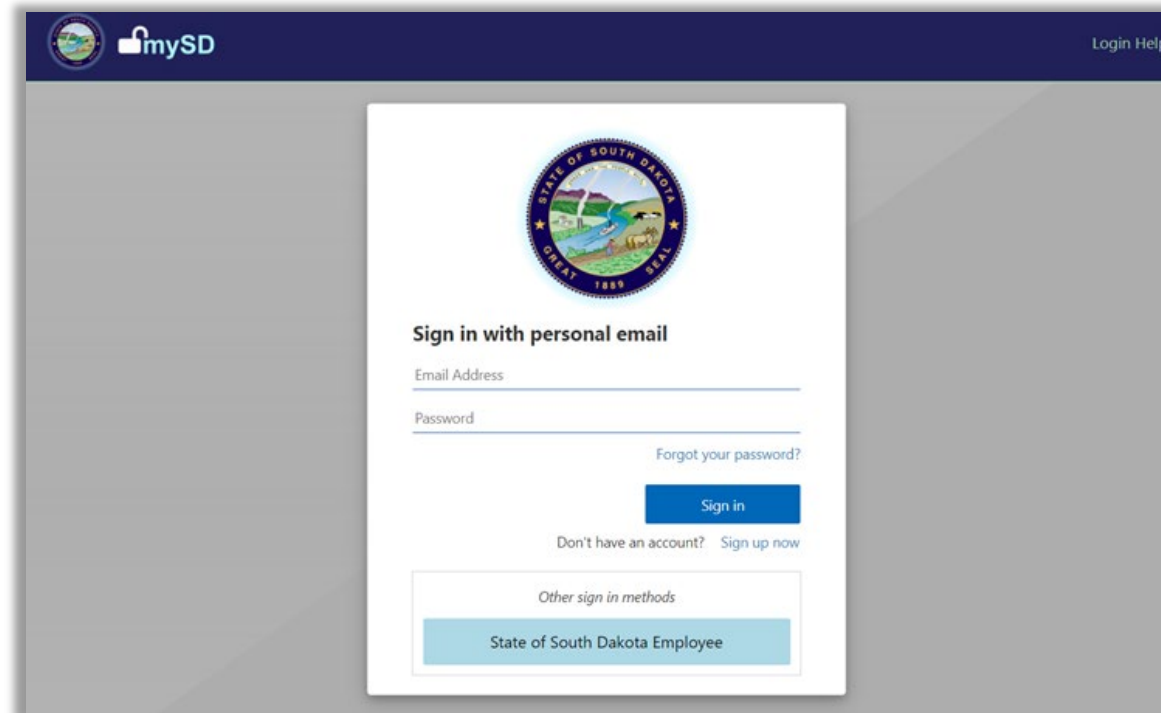
<https://doe.sd.gov/oatq/homeschooling.aspx>

On the mySD log in page:

If you had previously created an account, enter your email address and password in the top section and click sign in.

If you have not yet created an account, click “Sign up now” and follow the prompts.

Once you have created an account you will be redirected to the Alternative Instruction Notification System.



The screenshot shows the mySD login interface. At the top left is the mySD logo with a padlock icon. At the top right is a "Login Help" link. The main content area features the State of South Dakota seal, which includes the text "STATE OF SOUTH DAKOTA", "GREAT REAL", and "1889". Below the seal, the heading "Sign in with personal email" is displayed. There are two input fields: "Email Address" and "Password". A "Forgot your password?" link is positioned to the right of the password field. A blue "Sign in" button is located below the password field. Below the button, there is a link that says "Don't have an account? Sign up now". At the bottom of the form, there is a section titled "Other sign in methods" with a light blue button labeled "State of South Dakota Employee".

Once in the Alternative Instruction Notification System, the first step is for the parent/guardian to complete a profile for themselves.

Select the 'Edit Profile page' link on the Getting started page.



Alternative Instruction Notification

[Home](#) [Notification Forms](#) [Edit Profile](#)

Getting started

If needed, please edit your account details on the [Edit Profile page](#).



+ Add New Child

Complete the profile page. Required fields are indicated by a grey box.

Once complete, select 'Save'.

You will then be returned to the "Getting started" screen.

south dakota
DEPARTMENT OF EDUCATION
Learning. Leadership. Service.

First Last ▾ Sign out

Alternative Instruction Notification

Home Notification Forms Edit Profile

Profile

Please enter the name of the Parent, Guardian, or Other person having control of the child

First Name Last Name Middle Name Suffix

First Last

Main Phone Other Phone

6050000000

Email

Physical Address

Address City State Zip Code

Resident District [Find your district](#)

Resident District ▾

Mailing Address


My mailing address is the same as my physical address:

Address City State Zip Code

Save

The parent/guardian can now begin to add their child's notification.

Select 'Add New Child'

 south dakota
DEPARTMENT OF EDUCATION
Learning. Leadership. Service.

Alternative Instruction Notification

[Home](#) [Notification Forms](#) [Edit Profile](#)

Getting started

If needed, please edit your account details on the [Edit Profile page](#).

+ Add New Child

Complete the required fields for your child, indicated by an *.

Click "Save Form" to submit the notification.

An automatic confirmation of receipt for the notification will be sent to the email provided.

That receipt will contain a link to print the completed notification.

You will be directed back to the "Getting Started" page. Additional children may be added as needed.

Home Notification Forms Edit Profile

Alternative Instruction Notification Form

* = Required Field

* Child's First Name * Child's Last Name Child's Middle Name

* Child's Date of Birth Child's Suffix

Resident District Resident District

Is your child open enrolled?
 Yes No

* Alternative Instruction Starting School Year

+ [Click here to view more information on your child's participation in athletics, fine arts, or activities.](#)

Does your child plan to participate in dual credit?
 Yes No

The undersigned attests to the following:

1. The child is being provided alternative instruction as outlined in [SDCL 13-27-3](#).
2. The undersigned will update this child's record within 30 days if the child enrolls in a public or nonpublic school or if the child moves to a different school district [SDCL 13-27-7](#).
3. You will receive an email for each completed alternative instruction notification form.
4. **Kathy Riedy** is the parent, guardian or other person having control of the child.
5. Submission of this form signifies the intent to provide alternative instruction beginning with the school year indicated above.

* Please type your formal name (First Last) - this is equivalent to your signature.

[Back to List](#)

If the child will be an eligible 11th or 12th grade student, find more information on enrolling in the state's reduced tuition program for college classes in this area.

Does your child plan to participate in dual credit?

Yes No

Eligibility for High School Dual Credit begins fall semester of the Junior year. Will your child be in 11th or 12th grade during the term they plan to start dual credit?

Yes

Your child's eligibility will begin this term. Eligibility will end upon graduation or after 5 consecutive semesters, which ever comes first.

Is your child enrolled in one or more courses for credit at a public school district?

No

Anticipated Graduation Semester

-- Select --

Starting Dual Credit Semester

-- Select --

**Information on dual credit is shared here to ensure eligible students are aware of the opportunity. Questions answered on this page are not saved in the notification for alternative instruction.*

If you opt to enroll your student in the state's reduced tuition program for college classes (dual credit), once you have saved the notification form you will see a prompt on the home page for the option to complete the necessary MOU.

south dakota
DEPARTMENT OF EDUCATION
Learning. Leadership. Service.

Sign out

Alternative Instruction Notification

Home Notification Forms Edit Profile

Getting started

If needed, please edit your account details on the [Edit Profile](#) page.

+ Add New Child

Test Child

- Update Form
- View History
- Finish Dual Credit MOU

Complete the necessary fields on the MOU.

This will automatically be sent to the SD DOE.

You will receive an emailed copy
once it is approved.

Please sign: DE78 - MOU

DEPARTMENT OF EDUCATION
STATE OF SOUTH DAKOTA
MEMORANDUM OF UNDERSTANDING
BETWEEN

(Student Name: *) (Department of Education)
(Parent Name: *) (Division of Career & Technical Education)
(Address: *) AND (800 Governors Drive)
(City, State, Zip: * * *) (Pierre, SD 57501-2291)

Hereinafter referred to as "Participant" Hereinafter referred to as "State"


WHEREAS, the State and South Dakota public universities and postsecondary technical institutions ("Institutions") strive to provide opportunities for students across the state to participate in dual credit coursework;

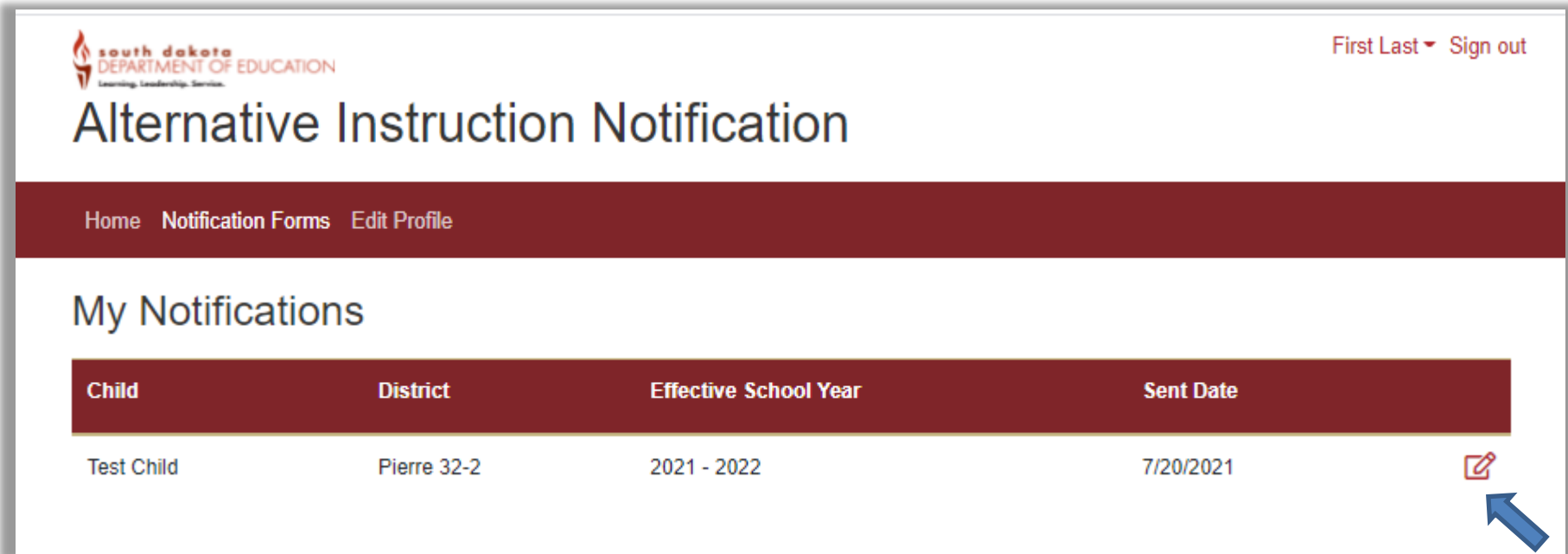
WHEREAS, this dual credit program ("Program") is an opportunity for students who meet Institution admissions standards to enroll in Institutions in South Dakota and simultaneously earn credits for both their high school education and postsecondary degree or certificate;

WHEREAS, dual credit courses are offered by the Institutions' faculty members online or on campus, are governed by the Institutions' policies, and follow the Institutions' established


When a parent/guardian completes a child's notification in the system, a section called 'My Notifications' is created.

A parent/guardian may view 'My Notifications' by clicking on the "Notification Forms" link.

Any student enrollment edits (transitions) should be made here. To edit a child's notification, select the  it the end of their entry.



The screenshot shows the user interface for the 'Alternative Instruction Notification' system. At the top left is the South Dakota Department of Education logo with the tagline 'Learning. Leadership. Service.'. At the top right, there is a user profile section showing 'First Last' and a 'Sign out' link. Below the header is a navigation bar with links for 'Home', 'Notification Forms', and 'Edit Profile'. The main content area is titled 'My Notifications' and contains a table with the following data:

Child	District	Effective School Year	Sent Date	
Test Child	Pierre 32-2	2021 - 2022	7/20/2021	

A blue arrow points to the edit icon in the table row.

Accurate Student Reporting Practices

An updated notification indicating a change in status for a child must be submitted within 30 days of any of the following:

- 1. The child is moving to or open enrolling in another district but will still be home schooling.**
 - 2. The child will no longer be home schooling.**
-

Paper Notification Form

If the parent/guardian is unable to or chooses not to utilize the online Alternative Instruction Notification Reporting System, a paper form is available on the department website.

<https://doe.sd.gov/oatq/homeschooling.aspx>



See the FAQ at:

<https://doe.sd.gov/oatq/homeschooling.aspx>

Or

Contact the South Dakota Department of Education

Ph# 605-773-3134

Email: doeaccred@state.sd.us