



south dakota
DEPARTMENT OF EDUCATION

Learning. Leadership. Service.

Public Report Card

Navigation Guide

2025-2026

Contents

Public Report Card Access..... 3

Navigating the system..... 4

 District Report Cards..... 4

 School Report Cards..... 8

 State Report Card..... 11

Questions 11

Public Report Card Access

Public Report cards are generated to allow access to data that have been checked to remove any personally identifiable information. If group sizes are too small to report, an asterisk * is used to indicate the data are suppressed.

To access public report cards for districts and schools, go to <https://sdschools.sd.gov>. This link opens the School Finder page. Users can view report cards by selecting any of the top menu options—school, district, or state—or by typing the name of a district or school into the search box.

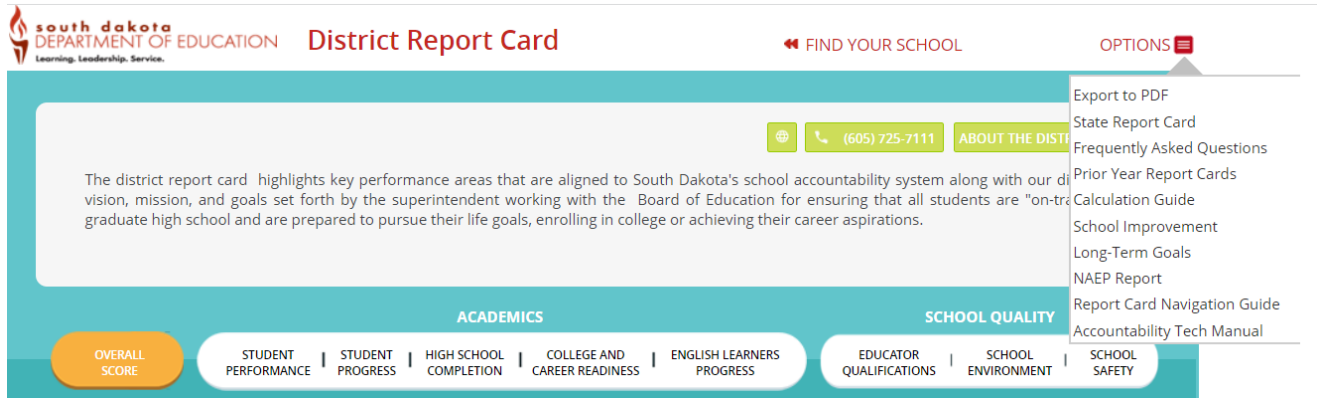
Past-year report cards and data download reports can be found in the upper-right corner of the School Finder page. Users may also select a specific year from the dropdown menu and then choose the corresponding report card.

The screenshot shows the South Dakota Department of Education website. The top left features the logo with the text "south dakota DEPARTMENT OF EDUCATION Learning. Leadership. Service." The top right has a navigation menu with links for Home, Schools, Districts, State, Years, and Data Download. The main content area is split into two columns. The left column has a large heading "Welcome to the 2024-25 South Dakota Report Card" and a section titled "What is a Report Card?" with a brief description. The right column has a search bar labeled "FIND YOUR SCHOOL OR DISTRICT" with a search button, a "BROWSE" section with three buttons for "Schools", "Districts", and "South Dakota", and a "SELECT YEAR" dropdown menu currently set to "2024-25". The footer contains the text "South Dakota Department of Education © All rights reserved" and the "iisEd" logo.

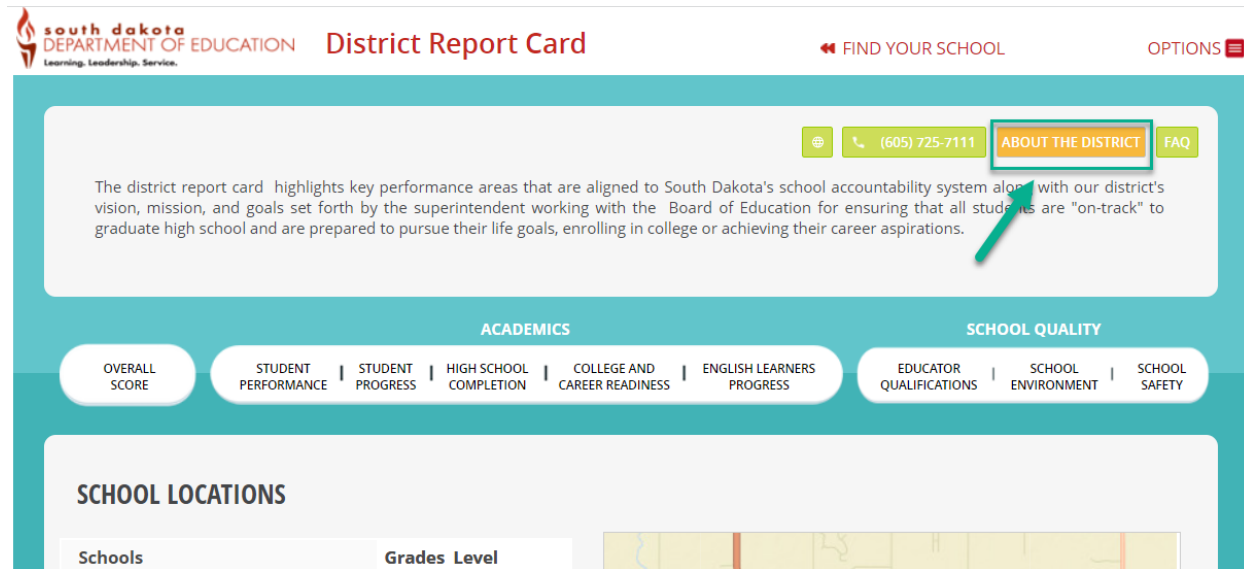
Navigating the system

District Report Cards

When navigating the District Report Card, there are many ways to retrieve information. The red Options button takes users directly to the State Report Card, FAQs and other Accountability documents and reports.



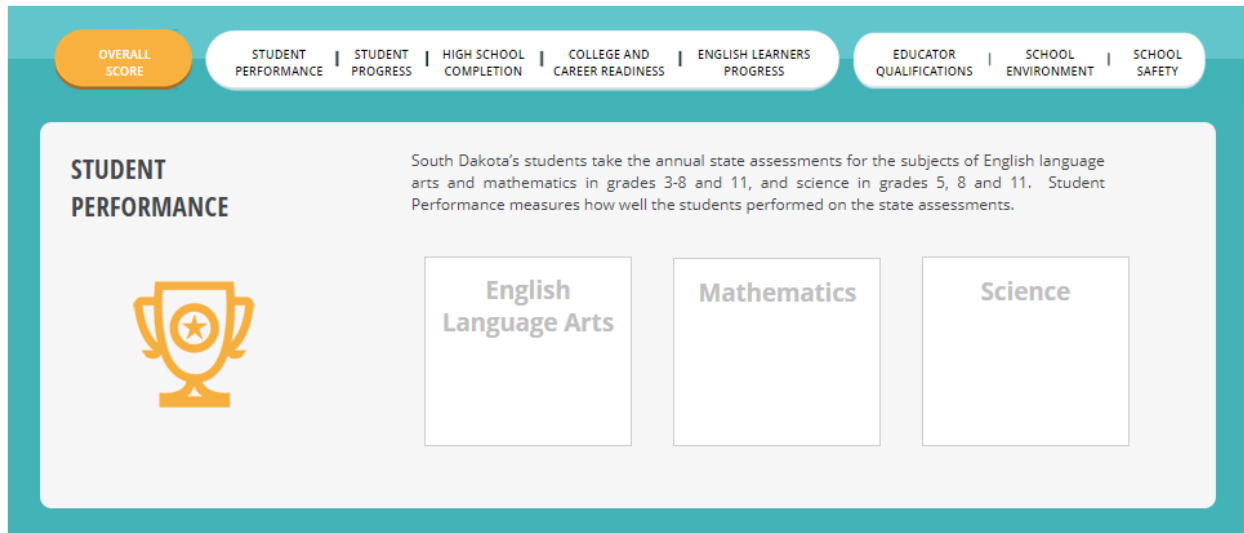
If users are unsure of the schools within a district, they can click the *About the District* button. This section provides a list of schools in the district with direct links to each school's report card, as well as a location map and other summary information about the district, student populations, and programs.



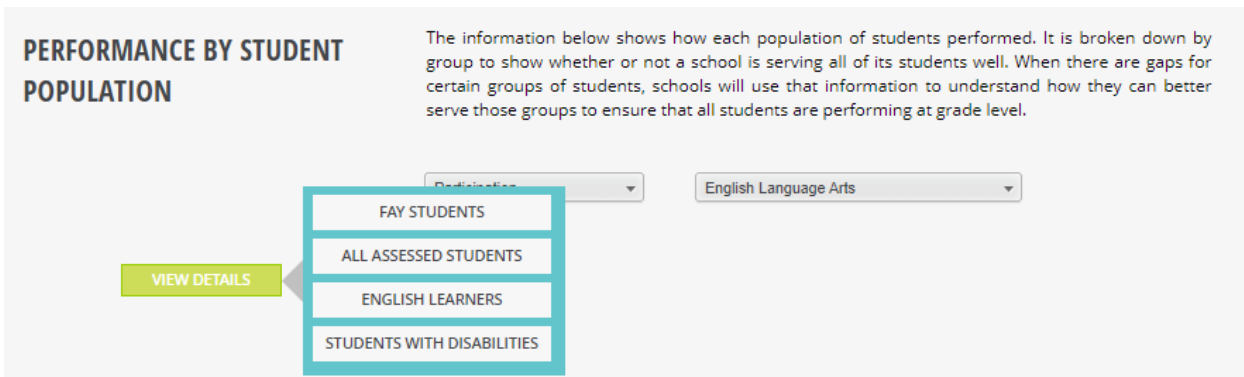
From the Overall Score page, users can dig into the data on a deeper level by clicking on the individual tabs under Academics and School Quality headings.



Student performance and progress data is available for English Language Arts, Mathematics and Science.



When users see a View Details button, it is an indication that more data are available.



When users click any of the choices displayed on a *View Details* button, the system opens an Interactive Analysis dashboard. Items on this dashboard can be viewed in either chart or table format, and the dashboard contains data from the three most recent years. Users can further explore the data by applying available filters.

The *View Summary* button returns users to the previous report card page. The *View Expanded* button provides a full-page view of the selected chart or table.

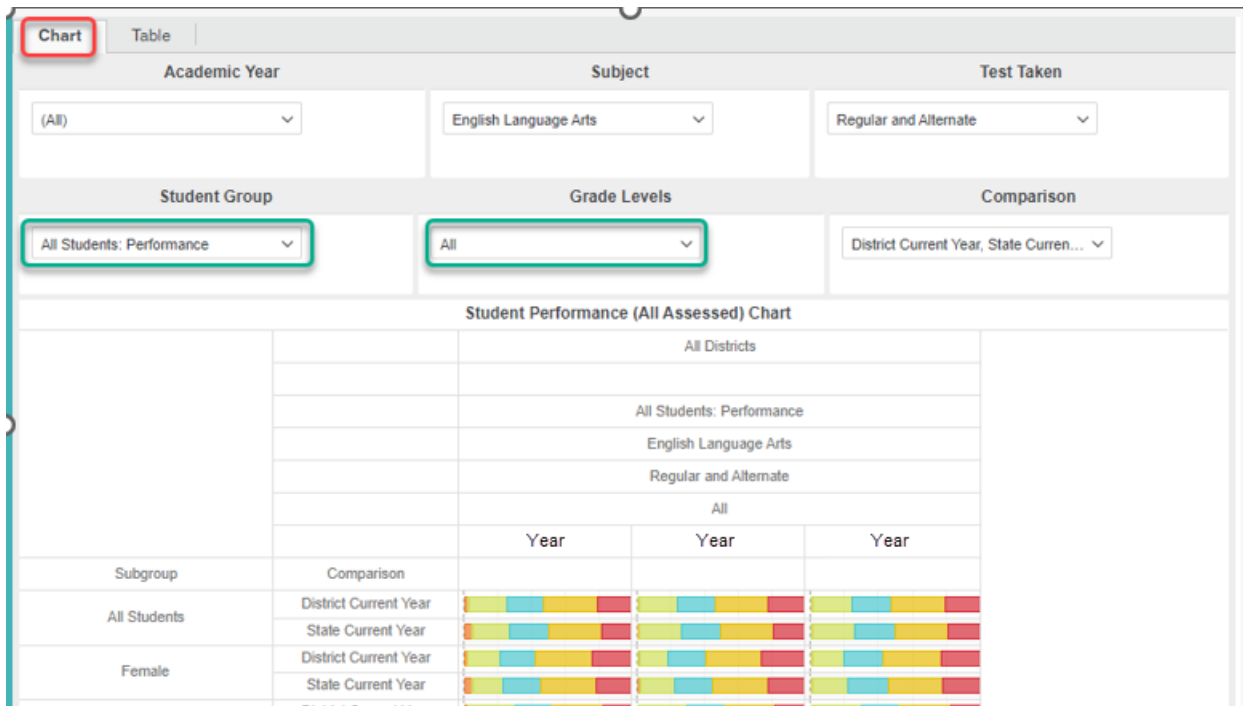
INTERACTIVE ANALYSIS

Interactive analysis enables you to quickly explore the data by changing the rows and columns using the filters across the top of the panel. You can view the data as either a chart or a table.

[VIEW SUMMARY](#)

[VIEW EXPANDED](#)

When using the Interactive Analysis dashboards, users may customize their view by selecting filters from the available dropdown menus. These filters are accessible in both chart and table views. Note that “All” refers to all subgroups collectively, while “All Students” represents a single subgroup.

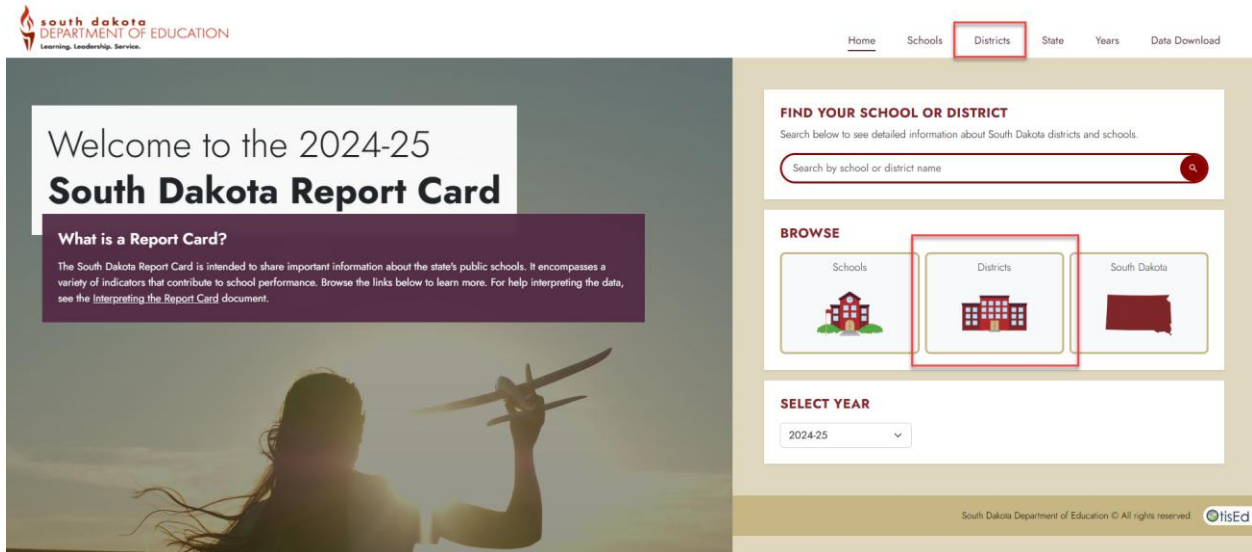


The table view displays the same performance data as the chart. The columns are organized by year and comparison type.

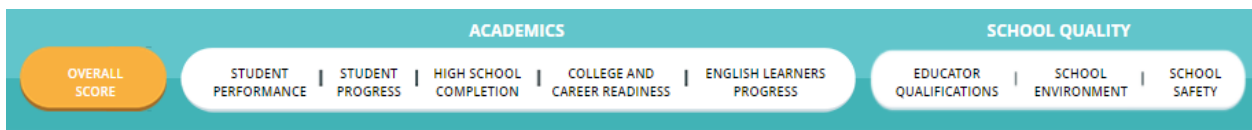
	2022-2023		2021-2022		2020-2021	
Subgroup	District Current Year	State Current Year	District Current Year	State Current Year	District Current Year	State Current Year
All Students	High	High	High	High	High	High
Female	High	High	High	High	High	High

District Data Drill Down Examples

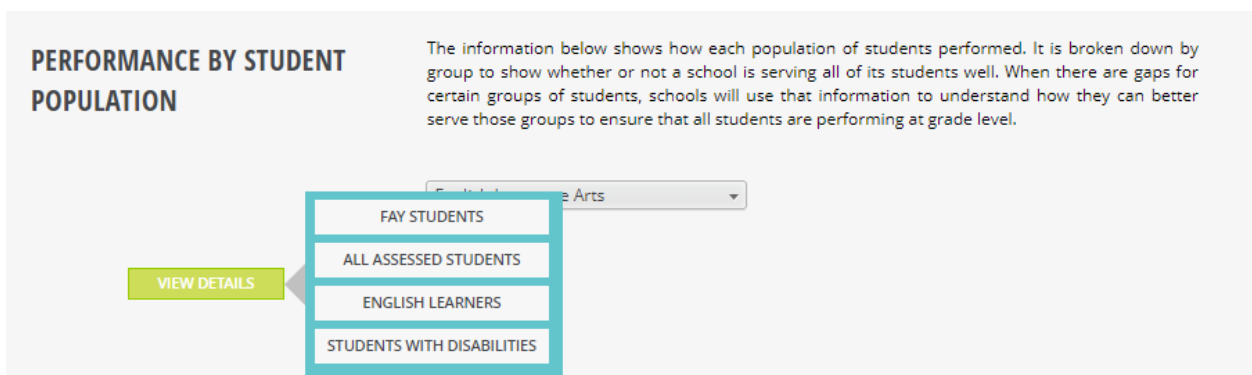
Step 1 – Click *District* and select a district to review.



Step 2 – Choose which Indicator to review



Step 3 – Scroll down until you see a section with *View Details* options, then select an area to explore. Keep in mind that Full Academic Year (FAY) students are those for whom the district is held accountable in the Student Performance measure. *All Assessed* students include all students who were tested during the testing window.



Data can be exported by clicking the View Expanded button and then by clicking the three small dots in the upper right-hand corner of the table.

The screenshot displays the 'INTERACTIVE ANALYSIS' section. It includes a text box explaining that interactive analysis allows users to explore data by changing rows and columns using filters. Below this are two buttons: 'VIEW SUMMARY' and 'VIEW EXPANDED', with a red arrow pointing to the latter. The interface features a filter bar with dropdown menus for 'Academic Year', 'Subject' (set to 'English Language Arts'), 'Measure Category' (set to 'Proficiency'), 'Subgroup' (set to '(All)'), and 'Comparison' (set to 'District Current Year, State ...'). Below the filters is a table titled 'Student Performance (Full Academic Year) Table'. A second screenshot below shows a 'Student Performance (Full Academic Year) Chart' with similar filters. In the bottom right corner of the chart area, there are 'PDF' and 'Export' buttons, with a red arrow pointing to the 'Export' button.

School Report Cards

School-level report cards can be navigated in the same way as district-level report cards. However, there are a few items available at the school level that are not included at the district level.

On the Overall Score page, data are reported indicating whether a school has been identified for school support.

The screenshot shows the 'School Report Card' header with the South Dakota Department of Education logo and navigation links: 'FIND YOUR SCHOOL', 'COMPARE', and 'OPTIONS'. The main content area features an 'Overall Score' section. A yellow arrow points to a green button labeled 'TARGETED SUPPORT'. Below this, a text box explains that parents are critical partners and that the report card shows school performance in multiple areas. At the bottom, there are two main categories: 'ACADEMICS' and 'SCHOOL QUALITY'. Under 'ACADEMICS' are 'STUDENT PERFORMANCE', 'STUDENT PROGRESS', and 'ENGLISH LEARNERS PROGRESS'. Under 'SCHOOL QUALITY' are 'EDUCATOR QUALIFICATIONS', 'SCHOOL ENVIRONMENT', and 'SCHOOL SAFETY'. There is also an 'OVERALL SCORE' button on the left.

The *About the School* page provides key information about the school, including the principal's name, school contact information, and a location map. The school status section also indicates whether the school participates in a Title I program, the grade levels served, school support status, small or special school status, and the school's poverty and minority levels. Enrollment, services, and spending information are also available on this page.

Home Options

DISTRICT SCHOOL VIEW

OVERALL SCORE | STUDENT PERFORMANCE | COLLEGE AND CAREER READINESS | HIGH SCHOOL COMPLETION | ENGLISH LEARNERS PROGRESS | EDUCATOR QUALIFICATIONS | SCHOOL SAFETY

SCHOOL INFORMATION

CONTACT INFO

PRINCIPAL

SCHOOL STATUS
High School
Grade Levels 09-12
Non-Title I
[General Support](#)
Neither High nor Low Minority
Neither High nor Low Poverty

South Dakota
Pierre
Sioux Falls

South Dakota Game Fish and Parks, Esri, HERE, Garmin, FAO, N... Powered by Esri

(additional photo of *About the School* page)

STUDENT ENROLLMENT

Enrollment is the official census count of students enrolled in South Dakota's public schools as of the last Friday in September.

SCHOOL STUDENT ENROLLMENT

School Year	Enrollment
2020-2021	~1,400
2021-2022	~1,400
2022-2023	~1,400

SCHOOL ENROLLMENT DIVERSITY

Race/Ethnicity	Percentage
American Indian/Alaska Native	5.69%
Asian	3.67%
Black/African American	1.95%
Hispanic/Latino	6.70%
Native Hawaiian/Pacific Islander	0.43%
Two or More Races	4.25%
White/Caucasian	77.31%

STUDENTS RECEIVING ADDITIONAL SERVICES

South Dakota has made it a priority to ensure that the educational needs of all students are met. Schools are provided the tools and additional support in the educational programs designed to meet the needs of students who have historically experienced achievement gaps.

Category	School (%)	State (%)
Economically Disadvantaged	~28.00%	~32.00%
English Learners	~3.00%	~5.00%
Foster Care	~1.00%	~1.00%
Homeless	~1.00%	~2.00%
Migrant	~0.50%	~0.50%
Military Connected	~1.00%	~1.00%
Students with Disabilities	~14.00%	~16.00%

ADDITIONAL SCHOOL DETAILS

South Dakota's objective is to ensure that all students graduate high school, ready to succeed in college, career and life. High schools have programs to assist all students who need additional support.

Attendance Rate

[VIEW DETAILS](#)

Chronic Absenteeism Rate

[SURVEY RESULTS](#)

Dropout Rate

Advanced Placement Enrollment

[SURVEY RESULTS](#)

EDUCATION SPENDING

South Dakota is committed to ensure that all schools have the financial support needed to provide quality education to all students attending public schools. Expenditures reflect current year spending and may be inclusive of some available federal funding, including COVID-related relief funds.

State Aid Fall Enrollment

Per Pupil Spending

Federal Funding Sources

State and Local Funding Sources

School finance information for school year 2022-23 will be published in January 2024.

[LEARN MORE](#)

10 | Page

State Report Card

The state report card can be navigated in the same way as the school and district report cards. It also includes a few additional features, such as a message from the Secretary of Education for South Dakota.

south dakota DEPARTMENT OF EDUCATION Learning. Leadership. Service. State Report Card

◀ FIND YOUR SCHOOL OPTIONS ≡

ALL DISTRICTS

🌐 (605) 773-3134 ABOUT THE STATE FAQ

 Though 'schooling' has any number of purposes and outcomes, our raison d'être (primary aim) is student achievement. Teaching children to read, to master mathematics, to join in the great quest that is Western Civilization, is fundamentally why we are here. Thus, each year we seek to understand just how well we are fulfilling our purpose, at the level of a student, a school, a district, and a state. The Department of Education does so by issuing this annual report card. Hopefully, it will provide the kind of data and information that parents, educators, school boards, and state leadership can use to make informed decisions about our schools and educational system, how to improve it for the benefit of our nation, our state, our

Joseph Graves, Secretary of Education

OVERALL SCORE | STUDENT PERFORMANCE | STUDENT PROGRESS | HIGH SCHOOL COMPLETION | COLLEGE AND CAREER READINESS | ENGLISH LEARNERS PROGRESS | EDUCATOR QUALIFICATIONS | SCHOOL ENVIRONMENT | SCHOOL SAFETY | CAREER TECH ED

Additional reports that are not available in the school or district report card menus can be accessed through the state report card. These include reports such as *Access to Qualified Teachers* and *Data Download*, which provide data for the indicators reported on the report card.

◀ FIND YOUR SCHOOL OPTIONS ≡

- Export to PDF
- Frequently Asked Questions
- Prior Year Report Cards
- Calculation Guide
- School Improvement
- Long-Term Goals
- Access to Qualified Teachers
- NAEP Report
- Report Card Navigation Guide
- Accountability Tech Manual
- Data Download

Questions?

For further guidance, please contact the South Dakota Department of Education at 605-773-3134 or DOE.Accountability@state.sd.us.