

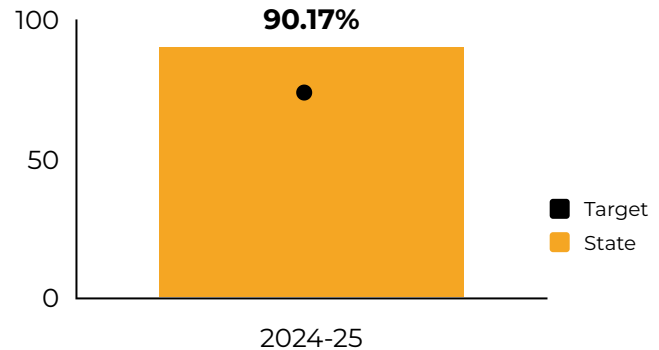
PARENT INVOLVEMENT SCORE

90%

**MET
TARGET**

The Overall Parent Involvement Score represents the percent of parents who state their child's school facilitated their involvement.

The State met its target (83.00%) for 2024-25.



BY THE NUMBERS

148

of districts who participated in the survey

24,260

of parents of students with disabilities (ages 3 to 21) in the population

8,802

of parents who completed the survey

36%

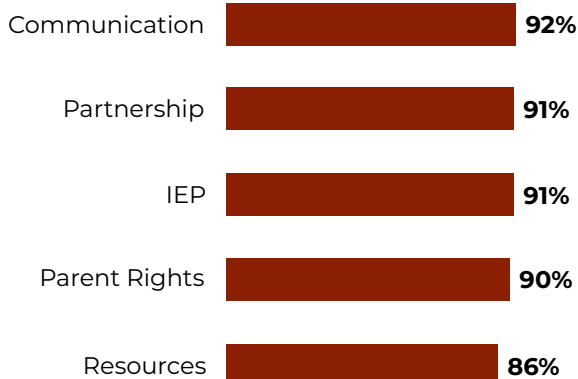
% of parents who completed the survey

SURVEY ITEM RESULTS AND SCALE SCORES

Each item is rated on a 5-point scale: 1 = Strongly Disagree; 2 = Disagree; 3 = Neutral; 4 = Agree; 5 = Strongly Agree

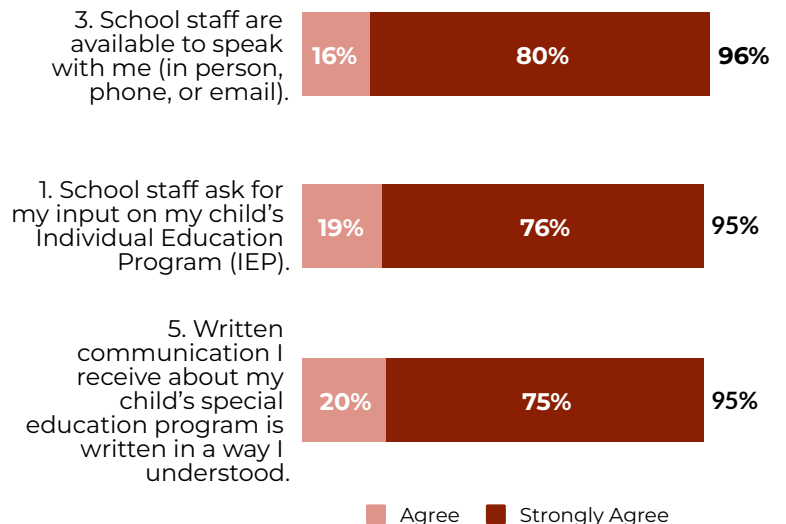
Survey items are grouped into five scales. A scale score of 75% indicates that, on average, parents awarded 75% of the total possible points to the items within that scale. In 2024-25, all five scales received average scores above 75%, with *Communication* rated the highest at **92%**.

Scale Scores



On all 11 items, 86% or more of parents expressed a positive response (agreed/strongly agreed).

The Three Highest-Rated Items



Note: Due to rounding, the percentages within the bars may not match the percentage sums.