

Remote Learning Policies

National Perspective





Ben Erwin

POLICY RESEARCHER

Education Commission of the States



Deven Scott

ASSISTANT DIRECTOR

Education Commission of the States

Who we are.

The essential, indispensable member of any team addressing education policy.




What we do.

We believe in the power of learning from experience and we know informed policymakers create better education policy.



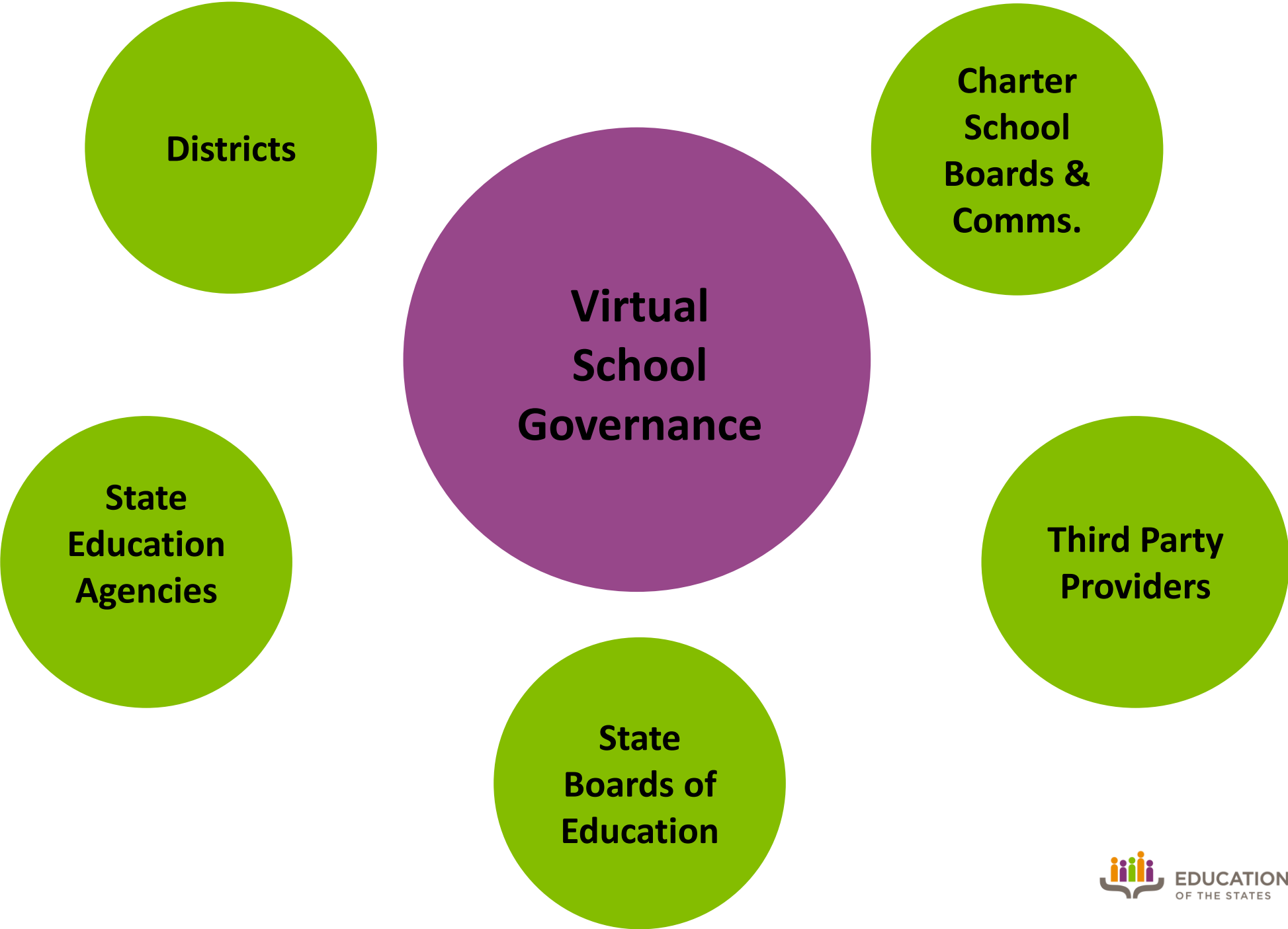
How we do it.

We research, report,
convene and counsel.



Agenda

- Governance Landscape
- Enrollment Trends
- Virtual Learning Research
- State Policy Levers



Types of Virtual Schools

- State-Sponsored (e.g. full-time, course access)
- Virtual Charter Schools
- Multi-District Virtual Schools
- Single-District Virtual Schools
- Blended Learning Programs

STATE-SPONSORED PROGRAMS

Florida



Policy Components

- Governor-Appoint Board
- SEA Oversight
- Course Provider
- Performance-Based Funding
- Full-Time, Part-Time and Course Access

STATE-SPONSORED PROGRAMS

Missouri



Policy Components

- State Board of Education Governance
- SEA Oversight and Authorization
- Multiple Providers
- Full-Time, Part-Time and Course Access
- SEA and LEA Monitoring
- Monthly Funding Schedule

VIRTUAL CHARTER SCHOOLS

Indiana



Policy Components

- Multiple Statewide Authorizers
- Application Requirements Specific to Virtual Charter Schools
- Parent and Student Engagement Policies
- Accountability Provisions Specific to Virtual Charter Schools

SINGLE- AND
MULTI-DISTRICT

Maryland



Policy Components

- Single-District
- SEA Authorization
- Quality Standards Alignment

SINGLE- AND
MULTI-DISTRICT

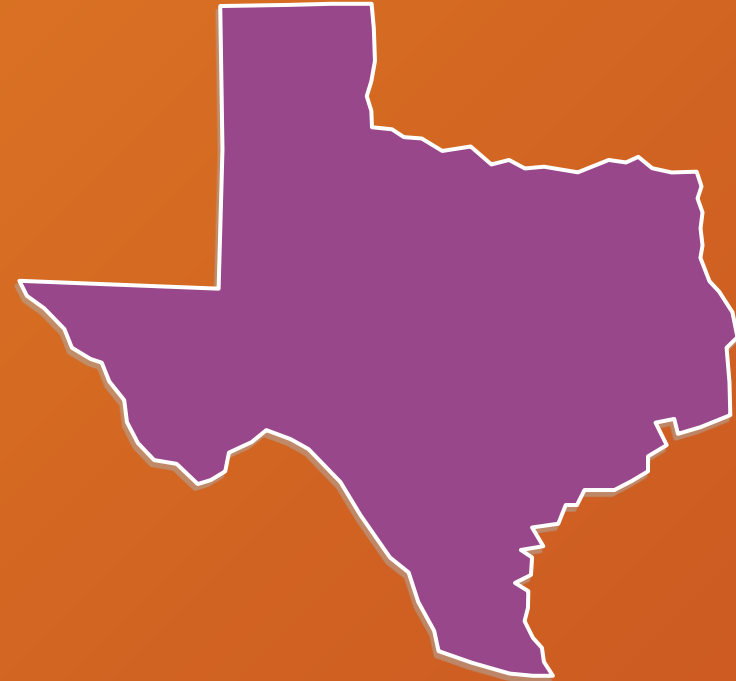
Virginia



Policy Components

- Single- or Multi-District
- State Board Authorization
- LEAs Contract with Providers
- Full-Time, Part-Time and Course Access


Blended Learning



Blended Learning

Policy Levers

- Seat-Time Waivers
- Credit Flexibility
- Pilot Programs
- Innovation Zones
- Flexible Graduation Pathways



How are South Dakota schools and districts utilizing virtual instruction?



Virtual School Enrollment

332,379
students

in full-time virtual schools.



152,530
students

in blended learning schools.



1,015,760

**course
enrollments**

in statewide virtual schools.





Virtual Learning Research



What does effective virtual instruction look like?

Effective Virtual Learning



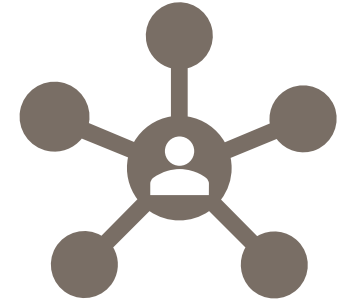
Technology
Access



Student
Engagement



Teacher
Capacity



Student
Supports

Virtual School Instruction


- Student-Driven
- Limited Student-Teacher Interaction
- High Student-Teacher Ratios



Student Outcomes and School Performance



Academic Growth
and Achievement



Student Mobility



Graduation Rates



State Policy Levers


Authorizing and Oversight



Policy Levers

- School Approval/Authorization
- Course Approval
- Accountability Provisions

Funding



Policy Levers

- Performance-Based Funding
- Hybrid Funding Models

Student Attendance and Engagement



Policy Levers

- Technology Access
- Student Orientation
- Parent Engagement
- Attendance Definitions
- Progress Monitoring and Intervention
- Student Transfer


Virtual Teachers and Instruction



Policy Levers

- Student-Teacher Contact Time
- Student-Teacher Ratios
- Professional Development

QUESTIONS?



Ben Erwin

berwin@ecs.org



Deven Scott

dscott@ecs.org